

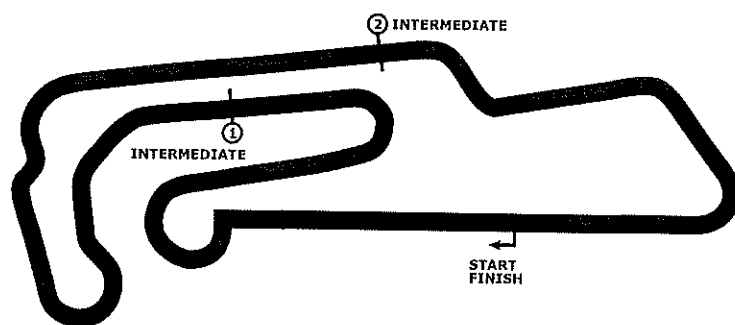
PORSCHE

20 JAHRE
SPORTS CUP
DEUTSCHLAND

Porsche Sports Cup Oschersleben

Porsche Sprint Challenge GT4

Rennen 2



Motorsport Arena Oschersleben 3667 mtr.

10. - 11. August 2024

Wige

 **MICHELIN**

 **Porsche Club**
Deutschland 

Mobil 

KESSLER

VELTINS

DMSB

Porsche Sports Cup Oschersleben

10. - 11. August 2024

Motorsport Arena Oschersleben, Länge 3667 m

Porsche Sprint Challenge GT4

Ergebnis Rennen 2

PORSCHE

20 JAHRE
SPORTS CUP
DEUTSCHLAND

DMSB Reg.Nr. R14213/24

Gestartet : 24 Gewertet : 22 nicht gewertet : 2

Pl.	Nr.	Kl.	Bewerber Fahrer, Ort	Fahrzeug Porsche Club Nr.:	Rd.	Zeit Rückstand	Schnitt Abstand	Schnellste Runde	km/h
1	143	1c	SRS Team Sorg Rennsport Kalus Niklas, Duisburg (DEU)	Cayman GT4 RS Clubsport (982)	19	31:29.631	132.736	1:32.153 Rd.4	143.253
2	222	1c	Fico Giuseppe, Ibbenbüren (DEU)	Cayman GT4 RS Clubsport (982)	19	31:35.484 05.853	132.327 05.853	1:32.474 Rd.6	142.756
3	35	1b	W&S Motorsport Schneider Luciano, Wannweil (DEU)	Cayman GT4 Clubsport (982)	19	31:35.925 06.294	132.296 00.441	1:32.571 Rd.4	142.606
4	42	1c	[a-workx] Motorsport Team RaceData Reiter Daniel, Köln (DEU)	Cayman GT4 RS Clubsport (982)	19	31:36.830 07.199	132.233 00.905	1:32.273 Rd.8	143.067
5	92	1c	SEEBACH Motorsport Roth Sebastian, Meschede (DEU)	Cayman GT4 RS Clubsport (982)	19	31:37.060 07.429	132.217 00.230	1:32.501 Rd.8	142.714
6	252	1c	East Racing Motorsport Bauer Florian, Köln (DEU)	Cayman GT4 RS Clubsport (982)	19	31:37.447 07.816	132.190 00.387	1:32.538 Rd.6	142.657
7	110	1c	East Racing Motorsport Schubert Paul-Henry, Münsterdorf (DEU)	Cayman GT4 RS Clubsport (982)	19	31:41.511 11.880	131.907 04.064	1:32.424 Rd.7	142.833
8	74	1c	Schütz Motorsport Manolo, Frankfurt (DEU)	Cayman GT4 RS Clubsport (982)	19	31:43.498 13.867	131.769 01.987	1:34.370 Rd.6	139.888
9	173	1c	FORCH RACING BY ATLAS WARD Karwan Wojciech, Wroclaw (POL)	Cayman GT4 RS Clubsport (982)	19	31:43.691 14.060	131.756 00.193	1:34.234 Rd.8	140.090
10	97	1c	FORCH RACING BY ATLAS WARD Grycz Arkadius, Sroda Slaska (POL)	Cayman GT4 RS Clubsport (982)	19	31:45.255 15.624	131.648 01.564	1:34.094 Rd.8	140.298
11	68	1b	Kamper Jörg, Hamburg (DEU)	Cayman GT4 Clubsport (982)	19	31:48.677 19.046	131.412 03.422	1:34.712 Rd.8	139.383
12	30	1b	SEEBACH Motorsport Lausberg Kai, Meschede (DEU)	Cayman GT4 Clubsport (982)	19	31:49.731 20.100	131.339 01.054	1:34.603 Rd.4	139.543
13	13	1b	performance by car GmbH Rotthoff Ramon, Düsseldorf (DEU)	Cayman GT4 Clubsport (981)	19	31:51.572 21.941	131.213 01.841	1:34.692 Rd.10	139.412
14	109	1b	East Racing Motorsport Schubert Lothar, Münsterdorf (DEU)	Cayman GT4 Clubsport MR (982)	19	31:51.978 22.347	131.185 00.406	1:34.580 Rd.8	139.577
15	289	1b	Töpel Thorsten, Halle (DEU)	Cayman GT4 Clubsport MR (982)	19	31:59.320 29.689	130.683 07.342	1:34.991 Rd.8	138.973
16	59	1b	Kraft Norbert, Göppingen (DEU)	Cayman GT4 Clubsport (982)	19	31:59.510 29.879	130.670 00.190	1:34.671 Rd.8	139.443
17	96	1b	Nick Jan, Frankfurt am Main (DEU)	Cayman GT4 Clubsport (982)	19	32:05.310 35.679	130.277 05.800	1:36.214 Rd.19	137.207
18	19	1b	Wagner Andreas, Bünde (DEU)	Cayman GT4 Clubsport (982)	19	32:08.565 38.934	130.057 03.255	1:36.253 Rd.10	137.151
19	203	1b	Bambach Rüdiger, Bad Dürkheim (DEU)	Cayman GT4 Clubsport (982)	18	32:02.283 1 Runde	123.614 1 Runde	1:39.672 Rd.6	132.446
20	224	1b	Plusline Racing Team Lorbeer Marc, Berlin (DEU)	Cayman GT4 Clubsport (982)	17	29:13.391 2 Runden	127.992 1 Runde	1:36.551 Rd.8	136.728
21	313	1b	FORCH RACING BY ATLAS WARD Karczewski Marcin, Gdynia (POL)	Cayman GT4 Clubsport (982)	17	29:24.119 2 Runden	127.214 10.728	1:36.722 Rd.10	136.486
22	54	1c	TOURNEAU Motorsport Lobeck Peter, Hamburg (DEU)	Cayman GT4 RS Clubsport (982)	15	25:50.744 4 Runden	127.692 2 Runden	1:33.136 Rd.8	141.741

SCHNELLSTE RUNDE: 143 Kalus Niklas 1:32.153 = 143.253 km/h



Datenservice und Zeitnahme:
wige SOLUTIONS GmbH & Co.KG, Meckenheim

Page 1

printed : 11.8.2024 - 12:36



Porsche Sports Cup Oschersleben

10. - 11. August 2024

Motorsport Arena Oschersleben, Länge 3667 m

Porsche Sprint Challenge GT4

Ergebnis Rennen 2

Gestartet : 24

Gewertet : 22

nicht gewertet : 2

PORSCHE

20 JAHRE
SPORTS CUP
DEUTSCHLAND

DMSB Reg.Nr. R14213/24

Pl.	Nr.	Kl.	Bewerber Fahrer, Ort	Fahrzeug Porsche Club Nr.:	Rd.	Zeit Rückstand	Schnitt Abstand	Schnellste Runde	km/h
NICHT GEWERTET - DNC									
	127	1b	SRS Team Sorg Rennsport Krombach Christoph, Aßlar (DEU)	Cayman GT4 Clubsport MR (982)	12	19:51.349 7 Runden	132.971	1:34.458 Rd.8	139.757
	78	1b	Moczek Sascha, Steinheim (DEU)	Cayman GT4 Clubsport (982)	10	16:06.518 9 Runden	136.585	1:34.579 Rd.8	139.579

SCHNELLSTE RUNDE: 143 Kalus Niklas 1:32.153 = 143.253 km/h

Vorbehaltlich der technischen Überprüfung!

203 +30sec. Erststrafe drive through - Verstoß Safety Car -

Aushangzeit:

- Rennleiter:

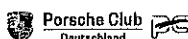
- Zeitnahme:

wige

Datenservice und Zeitnahme:
wige SOLUTIONS GmbH & Co.KG, Meckenheim

Page 2

printed : 11.8.2024 - 12:36



Porsche Sports Cup Oschersleben

10. - 11. August 2024

Motorsport Arena Oschersleben, Länge 3667 m

Porsche Sprint Challenge GT4

Klassen - Ergebnis Rennen 2

PORSCHE

20 JAHRE
SPORTS CUP
DEUTSCHLAND

DMSB Reg.Nr. R14213/24

Gestartet : 24 Gewertet : 22 nicht gewertet : 2

Pl.	Nr.	Kl.	Bewerber Fahrer, Ort	Fahrzeug Porsche Club Nr.:	Rd.	Zeit Rückstand	Schnitt Abstand	Schnellste Runde	km/h
Kl.1b									
1	35	1b	W&S Motorsport Schneider Luciano, Wannweil (DEU)	Cayman GT4 Clubsport (982)	19	31:35.925 06.294	132.296 00.441	1:32.571 Rd.4	142.606
2	68	1b	Kamper Jörg, Hamburg (DEU)	Cayman GT4 Clubsport (982)	19	31:48.677 19.046	131.412 03.422	1:34.712 Rd.8	139.383
3	30	1b	SEEBACH Motorsport Lausberg Kai, Meschede (DEU)	Cayman GT4 Clubsport (982)	19	31:49.731 20.100	131.339 01.054	1:34.603 Rd.4	139.543
4	13	1b	performance by car GmbH Rotthoff Ramon, Düsseldorf (DEU)	Cayman GT4 Clubsport (981)	19	31:51.572 21.941	131.213 01.841	1:34.692 Rd.10	139.412
5	109	1b	East Racing Motorsport Schubert Lothar, Münsterdorf (DEU)	Cayman GT4 Clubsport MR (982)	19	31:51.978 22.347	131.185 00.406	1:34.580 Rd.8	139.577
6	289	1b	Töpel Thorsten, Halle (DEU)	Cayman GT4 Clubsport MR (982)	19	31:59.320 29.689	130.683 07.342	1:34.991 Rd.8	138.973
7	59	1b	Kraft Norbert, Göppingen (DEU)	Cayman GT4 Clubsport (982)	19	31:59.510 29.879	130.670 00.190	1:34.671 Rd.8	139.443
8	96	1b	Nick Jan, Frankfurt am Main (DEU)	Cayman GT4 Clubsport (982)	19	32:05.310 35.679	130.277 05.800	1:36.214 Rd.19	137.207
9	19	1b	Wagner Andreas, Bünde (DEU)	Cayman GT4 Clubsport (982)	19	32:08.565 38.934	130.057 03.255	1:36.253 Rd.10	137.151
10	203	1b	Bambach Rüdiger, Bad Dürkheim (DEU)	Cayman GT4 Clubsport (982)	18	32:02.283 1 Runde	123.614 1 Runde	1:39.672 Rd.6	132.446
11	224	1b	Plusline Racing Team Lorbeer Marc, Berlin (DEU)	Cayman GT4 Clubsport (982)	17	29:13.391 2 Runden	127.992 1 Runde	1:36.551 Rd.8	136.728
12	313	1b	FORCH RACING BY ATLAS WARD Karczewski Marcin, Gdynia (POL)	Cayman GT4 Clubsport (982)	17	29:24.119 2 Runden	127.214 10.728	1:36.722 Rd.10	136.486
NICHT GEWERTET - DNC									
127	1b		SRS Team Sorg Rennsport Krombach Christoph, Aßlar (DEU)	Cayman GT4 Clubsport MR (982)	12	19:51.349 7 Runden	132.971	1:34.458 Rd.8	139.757
78	1b		Moczek Sascha, Steinheim (DEU)	Cayman GT4 Clubsport (982)	10	16:06.518 9 Runden	136.585	1:34.579 Rd.8	139.579
SCHNELLSTE RUNDE : 35 Schneider Luciano 1:32.571 = 142.606 km/h									
Kl.1c									
1	143	1c	SRS Team Sorg Rennsport Kalus Niklas, Duisburg (DEU)	Cayman GT4 RS Clubsport (982)	19	31:29.631	132.736	1:32.153 Rd.4	143.253
2	222	1c	Fico Giuseppe, Ibbenbüren (DEU)	Cayman GT4 RS Clubsport (982)	19	31:35.484 05.853	132.327 05.853	1:32.474 Rd.6	142.756
3	42	1c	[a-workx] Motorsport Team RaceData Reiter Daniel, Köln (DEU)	Cayman GT4 RS Clubsport (982)	19	31:36.830 07.199	132.233 00.905	1:32.273 Rd.8	143.067
4	92	1c	SEEBACH Motorsport Roth Sebastian, Meschede (DEU)	Cayman GT4 RS Clubsport (982)	19	31:37.060 07.429	132.217 00.230	1:32.501 Rd.8	142.714
5	252	1c	East Racing Motorsport Bauer Florian, Köln (DEU)	Cayman GT4 RS Clubsport (982)	19	31:37.447 07.816	132.190 00.387	1:32.538 Rd.6	142.657
6	110	1c	East Racing Motorsport Schubert Paul-Henry, Münsterdorf (DEU)	Cayman GT4 RS Clubsport (982)	19	31:41.511 11.880	131.907 04.064	1:32.424 Rd.7	142.833



Datenservice und Zeitnahme:
wige SOLUTIONS GmbH & Co.KG, Meckenheim

Page 1

printed : 11.8.2024 - 12:36



Porsche Sports Cup Oschersleben

10. - 11. August 2024

Motorsport Arena Oschersleben, Länge 3667 m

Porsche Sprint Challenge GT4

Klassen - Ergebnis Rennen 2

PORSCHE

20 JAHRE
SPORTS CUP
DEUTSCHLAND

DMSB Reg.Nr. R14213/24

Gestartet : 24 Gewertet : 22 nicht gewertet : 2

Pl.	Nr.	Kl.	Bewerber Fahrer, Ort	Fahrzeug Porsche Club Nr.:	Rd.	Zeit Rückstand	Schnitt Abstand	Schnellste Runde	km/h
7	74	1c	Schütz Motorsport Manolo , Frankfurt (DEU)	Cayman GT4 RS Clubsport (982)	19	31:43.498 13.867	131.769 01.987	1:34.370 Rd.6	139.888
8	173	1c	FORCH RACING BY ATLAS WARD Karwan Wojciech, Wroclaw (POL)	Cayman GT4 RS Clubsport (982)	19	31:43.691 14.060	131.756 00.193	1:34.234 Rd.8	140.090
9	97	1c	FORCH RACING BY ATLAS WARD Grycz Arkadius, Sroda Slaska (POL)	Cayman GT4 RS Clubsport (982)	19	31:45.255 15.624	131.648 01.564	1:34.094 Rd.8	140.298
10	54	1c	TOURNEAU Motorsport Lobeck Peter, Hamburg (DEU)	Cayman GT4 RS Clubsport (982)	15	25:50.744 4 Runden	127.692 2 Runden	1:33.136 Rd.8	141.741
SCHNELLSTE RUNDE : 143 Kalus Niklas 1:32.153 = 143.253 km/h									

Vorbehaltlich der technischen Überprüfung !

203 +30sec. Erstzstrafe drive through - Verstoß Safety Car -

Aushangzeit:

- Rennleiter:

- Zeitnahme:



Datenservice und Zeitnahme:
wige SOLUTIONS GmbH & Co.KG, Meckenheim

Page 2

printed : 11.8.2024 - 12:36



Porsche Sports Cup Oschersleben

10. - 11. August 2024

Motorsport Arena Oschersleben, Länge 3667 m

Porsche Sprint Challenge GT4

Einzelrundenzeiten Rennen 2

PORSCHE

20 JAHRE
SPORTS CUP
DEUTSCHLAND

DMSB Reg.Nr. R14213/24

13 Rotthoff, Ramon / DEU / Cayman GT4 Clubsport (981)															
1	1:47.901	2	1:36.215	3	1:36.520	4	1:36.131	5	1:35.958	6	1:34.972	7	1:35.308	8	1:35.113
9	1:34.741	10	1:34.692	11	1:43.685	12	1:55.442	13	2:25.602	14	1:38.763	15	1:36.232	16	1:37.548
17	1:35.347	18	1:36.218	19	1:35.184										

19 Wagner, Andreas / DEU / Cayman GT4 Clubsport (982)															
1	1:51.930	2	1:40.899	3	1:39.559	4	1:38.393	5	1:37.672	6	1:37.744	7	1:37.041	8	1:37.854
9	1:37.666	10	1:36.253	11	1:40.929	12	1:40.647	13	2:19.600	14	1:39.623	15	1:38.443	16	1:37.695
17	1:41.145	18	1:37.240	19	1:38.232										

30 Lausberg, Kai / DEU / Cayman GT4 Clubsport (982)															
1	1:45.637	2	1:36.448	3	1:35.951	4	1:34.603	5	1:35.008	6	1:36.786	7	1:34.933	8	1:34.859
9	1:35.182	10	1:37.500	11	1:39.665	12	1:58.984	13	2:25.971	14	1:39.138	15	1:37.979	16	1:35.595
17	1:35.202	18	1:34.987	19	1:35.303										

35 Schneider, Luciano / DEU / Cayman GT4 Clubsport (982)															
1	1:40.284	2	1:33.530	3	1:32.707	4	1:32.571	5	1:32.722	6	1:33.123	7	1:32.757	8	1:32.877
9	1:32.980	10	1:33.526	11	1:38.308	12	2:23.423	13	2:29.128	14	1:38.794	15	1:34.271	16	1:33.679
17	1:33.519	18	1:33.745	19	1:33.981										

42 Reiter, Daniel / DEU / Cayman GT4 RS Clubsport (982)															
1	1:41.546	2	1:34.315	3	1:33.596	4	1:33.554	5	1:33.608	6	1:32.990	7	1:32.677	8	1:32.273
9	1:37.616	10	1:32.727	11	1:37.164	12	2:20.287	13	2:26.456	14	1:36.874	15	1:33.938	16	1:35.011
17	1:34.402	18	1:33.371	19	1:34.425										

54 Lobeck, Peter / DEU / Cayman GT4 RS Clubsport (982)															
1	1:56.474	2	1:37.073	3	1:36.821	4	1:37.346	5	1:34.028	6	1:34.700	7	1:34.318	8	1:33.136
9	1:33.612	10	1:34.788	11	1:44.333	12	1:52.041	13	2:24.757	14	1:39.031	pit	1:58.286		

59 Kraft, Norbert / DEU / Cayman GT4 Clubsport (982)															
1	1:43.669	2	1:36.273	3	1:35.588	4	1:34.686	5	1:35.473	6	1:36.626	7	1:34.943	8	1:34.671
9	1:35.744	10	1:44.525	11	1:52.351	12	1:44.897	13	2:24.402	14	1:39.438	15	1:38.930	16	1:37.009
17	1:36.715	18	1:36.685	19	1:36.885										

68 Kamper, Jörg / DEU / Cayman GT4 Clubsport (982)															
1	1:46.513	2	1:36.363	3	1:35.846	4	1:34.952	5	1:35.138	6	1:36.190	7	1:35.148	8	1:34.712
9	1:34.901	10	1:37.942	11	1:45.119	12	1:54.780	13	2:25.084	14	1:38.882	15	1:36.146	16	1:35.852
17	1:34.907	18	1:35.109	19	1:35.093										

74 Manolo, / DEU / Cayman GT4 RS Clubsport (982)															
1	1:42.972	2	1:35.178	3	1:35.177	4	1:34.760	5	1:34.586	6	1:34.370	7	1:34.752	8	1:35.215
9	1:34.563	10	1:34.452	11	1:37.512	12	2:09.638	13	2:26.169	14	1:40.088	15	1:34.653	16	1:34.415
17	1:34.801	18	1:34.688	19	1:35.509										



Datenservice und Zeitnahme:
wige SOLUTIONS GmbH & Co.KG, Meckenheim

Page 1

printed : 11.8.2024 - 12:36



Porsche Sports Cup Oschersleben

10. - 11. August 2024

Motorsport Arena Oschersleben, Länge 3667 m

Porsche Sprint Challenge GT4

Einzelrundenzeiten Rennen 2

PORSCHE

20 JAHRE
SPORTS CUP
DEUTSCHLAND

DMSB Reg.Nr. R14213/24

78 Moczek, Sascha / DEU / Cayman GT4 Clubsport (982)															
1	1:46.788	2	1:36.252	3	1:35.906	4	1:35.584	5	1:35.249	6	1:35.683	7	1:35.233	8	1:34.579
9	1:34.783	10	1:36.461												

92 Roth, Sebastian / DEU / Cayman GT4 RS Clubsport (982)															
1	1:40.672	2	1:33.649	3	1:33.105	4	1:32.647	5	1:32.742	6	1:32.736	7	1:33.069	8	1:32.501
9	1:33.026	10	1:33.942	11	1:39.615	12	2:22.211	13	2:28.241	14	1:36.817	15	1:34.194	16	1:35.134
17	1:33.397	18	1:34.824	19	1:34.538										

96 Nick, Jan / DEU / Cayman GT4 Clubsport (982)															
1	1:54.258	2	1:39.136	3	1:39.344	4	1:38.341	5	1:37.630	6	1:37.817	7	1:37.166	8	1:37.709
9	1:37.579	10	1:36.404	11	1:41.205	12	1:41.153	13	2:18.670	14	1:39.766	15	1:38.331	16	1:37.745
17	1:40.104	18	1:36.738	19	1:36.214										

97 Grycz, Arkadius / POL / Cayman GT4 RS Clubsport (982)															
1	1:45.296	2	1:35.301	3	1:35.931	4	1:34.821	5	1:34.541	6	1:36.819	7	1:35.392	8	1:34.094
9	1:35.797	10	1:35.673	11	1:38.529	12	2:01.626	13	2:26.199	14	1:38.171	15	1:37.935	16	1:34.805
17	1:35.008	18	1:34.524	19	1:34.793										

109 Schubert, Lothar / DEU / Cayman GT4 Clubsport MR (982)															
1	1:52.031	2	1:40.970	3	1:37.257	4	1:39.377	5	1:37.901	6	1:37.879	7	1:36.822	8	1:34.580
9	1:36.632	10	1:35.393	11	1:40.097	12	1:41.564	13	2:23.830	14	1:39.240	15	1:38.181	16	1:35.330
17	1:34.772	18	1:35.112	19	1:35.010										

110 Schubert, Paul-Henry / DEU / Cayman GT4 RS Clubsport (982)															
1	1:38.593	2	1:33.083	3	1:33.108	4	1:33.090	5	1:33.588	6	1:33.072	7	1:32.424	8	1:33.096
9	1:33.483	10	1:34.182	11	1:40.541	12	2:22.304	13	2:27.821	14	1:37.967	15	1:35.224	16	1:35.566
17	1:35.107	18	1:34.410	19	1:34.852										

127 Krombach, Christoph / DEU / Cayman GT4 Clubsport MR (982)															
1	1:45.123	2	1:36.456	3	1:35.430	4	1:35.154	5	1:35.095	6	1:36.792	7	1:35.198	8	1:34.458
9	1:35.434	10	1:37.140	11	1:39.883		pit	2:05.186							

143 Kalus, Niklas / DEU / Cayman GT4 RS Clubsport (982)															
1	1:38.135	2	1:32.894	3	1:32.498	4	1:32.153	5	1:32.352	6	1:32.182	7	1:32.323	8	1:32.813
9	1:32.630	10	1:32.748	11	1:41.673	12	2:25.041	13	2:27.728	14	1:33.257	15	1:33.409	16	1:33.300
17	1:36.639	18	1:33.252	19	1:34.604										

173 Karwan, Wojciech / POL / Cayman GT4 RS Clubsport (982)															
1	1:42.504	2	1:37.789	3	1:35.915	4	1:34.698	5	1:35.836	6	1:36.714	7	1:35.294	8	1:34.234
9	1:35.683	10	1:36.235	11	1:38.372	12	2:01.486	13	2:26.046	14	1:39.089	15	1:34.940	16	1:34.386
17	1:34.471	18	1:35.135	19	1:34.864										

203 Bambach, Rüdiger / DEU / Cayman GT4 Clubsport (982)															
1	1:59.435	2	1:45.731	3	1:42.560	4	1:41.790	5	1:40.720	6	1:39.672	7	1:40.799	8	1:40.000



Datenservice und Zeitnahme:
wige SOLUTIONS GmbH & Co.KG, Meckenheim

Page 2

printed : 11.8.2024 - 12:36



Porsche Sports Cup Oschersleben

10. - 11. August 2024

Motorsport Arena Oschersleben, Länge 3667 m

Porsche Sprint Challenge GT4

Einzelrundenzeiten Rennen 2

PORSCHE

20 JAHRE
SPORTS CUP
DEUTSCHLAND

DMSB Reg.Nr. R14213/24

9	1:43.336	10	1:50.515	11	2:10.918	12	1:48.031	13	1:44.231	14	1:40.972	15	1:40.837	16	1:40.359
17	1:40.222	18	1:42.155												

222 Fico, Giuseppe / DEU / Cayman GT4 RS Clubsport (982)

1	1:38.886	2	1:33.369	3	1:32.753	4	1:32.604	5	1:33.462	6	1:32.474	7	1:33.020	8	1:32.756
9	1:32.771	10	1:32.727	11	1:38.328	12	2:24.920	13	2:29.684	14	1:36.844	15	1:33.972	16	1:35.168
17	1:33.355	18	1:34.453	19	1:33.938										

224 Lorbeer, Marc / DEU / Cayman GT4 Clubsport (982)

1	1:48.861	2	1:38.240	3	1:38.742	4	1:38.561	5	1:38.945	6	1:37.363	7	1:37.892	8	1:36.551
9	1:38.008	10	1:37.109	11	1:43.063	12	1:40.162	13	2:21.380	14	1:39.146	15	1:38.603	16	1:37.081
pit	2:03.684														

252 Bauer, Florian / DEU / Cayman GT4 RS Clubsport (982)

1	1:41.115	2	1:33.718	3	1:33.366	4	1:32.947	5	1:33.232	6	1:32.538	7	1:32.603	8	1:32.791
9	1:33.589	10	1:33.090	11	1:40.033	12	2:22.440	13	2:27.209	14	1:38.268	15	1:34.950	16	1:34.439
17	1:33.426	18	1:34.043	19	1:33.650										

289 Töpel, Thorsten / DEU / Cayman GT4 Clubsport MR (982)

1	1:47.474	2	1:36.234	3	1:36.606	4	1:35.772	5	1:37.003	6	1:36.147	7	1:35.674	8	1:34.991
9	1:35.266	10	1:35.207	11	1:43.498	12	1:54.262	13	2:24.853	14	1:39.157	15	1:39.506	16	1:37.187
17	1:36.770	18	1:36.729	19	1:36.984										

313 Karczewski, Marcin / POL / Cayman GT4 Clubsport (982)

1	1:50.447	2	1:39.729	3	1:39.504	4	1:39.720	5	1:37.898	6	1:37.779	7	1:37.495	8	1:38.015
9	1:36.786	10	1:36.722	11	1:40.747	12	1:39.496	13	2:21.288	14	1:39.025	15	1:38.465	16	1:37.454
17	2:13.549														



Datenservice und Zeitnahme:
wige SOLUTIONS GmbH & Co.KG, Meckenheim

Page 3

printed : 11.8.2024 - 12:36



Porsche Sports Cup Oschersleben

10. - 11. August 2024

Motorsport Arena Oschersleben, Länge 3667 m

Porsche Sprint Challenge GT4

Sektoren / Lap by Lap Rennen 2

PORSCHE

20 JAHRE
SPORTS CUP
DEUTSCHLAND

DMSB Reg.Nr. R14213/24

13 Ramon Rotthoff , Cayman GT4 Clubsport (981) / DEU

Theoretische Bestzeit: 1:34.585

Lap	Time	S1	S2	S3	Vmax	Lap	Time	S1	S2	S3	Vmax				
1	1:47.901	44.469	165	35.069	203	28.363	173	11	1:43.685	35.559	139	39.829	179	28.297	172
2	1:36.215	34.864	167	33.506	203	27.845	173	12	1:55.442	36.170	165	38.949	118	40.323	88
3	1:36.520	34.743	164	34.067	199	27.710	173	13	2:25.602	56.576	93	53.961	78	35.065	170
4	1:36.131	34.876	166	33.653	203	27.602	173	14	1:38.763	35.240	164	35.569	203	27.954	173
5	1:35.958	34.630	165	33.452	202	27.876	171	15	1:36.232	35.107	164	33.678	200	27.447	173
6	1:34.972	34.301	166	33.204	203	27.467	172	16	1:37.548	34.520	166	35.316	181	27.712	172
7	1:35.308	34.367	166	33.309	203	27.632	173	17	1:35.347	34.559	167	33.177	202	27.611	170
8	1:35.113	34.452	167	33.176	203	27.485	171	18	1:36.218	34.678	167	33.730	199	27.810	172
9	1:34.741	34.263	166	32.954	203	27.524	172	19	1:35.184	34.673	167	33.075	202	27.436	173
10	1:34.692	34.230	165	32.919	204	27.543	171								

19 Andreas Wagner , Cayman GT4 Clubsport (982) / DEU

Theoretische Bestzeit: 1:36.190

Lap	Time	S1	S2	S3	Vmax	Lap	Time	S1	S2	S3	Vmax				
1	1:51.930	45.730	164	36.418	199	29.782	170	11	1:40.929	36.464	157	35.146	200	29.319	170
2	1:40.899	35.545	163	35.177	200	30.177	171	12	1:40.647	36.275	160	35.668	199	28.704	170
3	1:39.559	35.487	156	35.661	203	28.411	171	13	2:19.600	53.131	73	54.427	71	32.042	171
4	1:38.393	35.455	163	34.292	203	28.646	173	14	1:39.623	35.800	165	35.405	201	28.418	170
5	1:37.672	35.237	165	34.091	203	28.344	170	15	1:38.443	35.302	165	34.209	202	28.932	171
6	1:37.744	34.888	167	34.440	202	28.416	171	16	1:37.695	35.408	165	34.050	203	28.237	171
7	1:37.041	35.042	164	33.890	203	28.109	171	17	1:41.145	34.881	166	34.252	202	32.012	171
8	1:37.854	35.134	166	34.535	200	28.185	171	18	1:37.240	35.155	166	33.929	203	28.156	171
9	1:37.666	34.901	165	33.642	202	29.123	171	19	1:38.232	35.211	165	34.461	202	28.560	170
10	1:36.253	34.523	166	33.558	203	28.172	171								

30 Kai Lausberg , Cayman GT4 Clubsport (982) / DEU

Theoretische Bestzeit: 1:34.520

Lap	Time	S1	S2	S3	Vmax	Lap	Time	S1	S2	S3	Vmax				
1	1:45.637	43.213	167	34.365	200	28.059	175	11	1:39.665	35.160	157	36.194	201	28.311	171
2	1:36.448	35.192	166	33.424	202	27.832	172	12	1:58.984	36.920	163	39.241	106	42.823	88
3	1:35.951	34.894	167	33.395	201	27.662	174	13	2:25.971	56.051	83	55.038	84	34.882	172
4	1:34.603	34.269	169	32.995	201	27.339	175	14	1:39.138	35.504	164	35.665	201	27.969	173
5	1:35.008	34.251	169	33.095	203	27.662	174	15	1:37.979	35.911	156	33.957	203	28.111	173
6	1:36.786	34.472	168	34.637	199	27.677	174	16	1:35.595	34.337	167	33.317	203	27.941	173
7	1:34.933	34.310	168	33.177	203	27.446	174	17	1:35.202	34.390	166	33.125	203	27.687	174
8	1:34.859	34.558	168	32.930	201	27.371	173	18	1:34.987	34.462	166	32.980	203	27.545	175
9	1:35.182	34.359	167	33.002	202	27.821	175	19	1:35.303	34.323	166	33.156	203	27.824	173
10	1:37.500	34.546	169	33.473	202	29.481	171								

35 Luciano Schneider , Cayman GT4 Clubsport (982) / DEU

Theoretische Bestzeit: 1:32.473

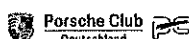
Lap	Time	S1	S2	S3	Vmax	Lap	Time	S1	S2	S3	Vmax				
1	1:40.284	38.910	166	33.416	204	27.958	177	11	1:38.308	33.604	171	33.518	154	31.186	153
2	1:33.530	33.773	169	32.689	205	27.068	177	12	2:23.423	45.201	92	53.894	93	44.328	93
3	1:32.707	33.469	170	32.437	204	26.801	178	13	2:29.128	56.524	87	54.119	95	38.485	166
4	1:32.571	33.488	171	32.250	206	26.833	177	14	1:38.794	37.763	163	33.599	206	27.432	175
5	1:32.722	33.424	171	32.248	206	27.050	178	15	1:34.271	34.040	171	32.960	205	27.271	178
6	1:33.123	33.726	171	32.321	205	27.076	177	16	1:33.679	33.617	171	32.463	206	27.599	178
7	1:32.757	33.508	171	32.290	205	26.959	177	17	1:33.519	34.169	170	32.395	206	26.955	178
8	1:32.877	33.520	170	32.383	204	26.974	177	18	1:33.745	33.566	170	32.501	206	27.678	175
9	1:32.980	33.510	170	32.339	205	27.131	173	19	1:33.981	33.902	170	32.550	205	27.529	177
10	1:33.526	34.099	169	32.288	206	27.139	176								



Datenservice und Zeitnahme:
wige SOLUTIONS GmbH & Co.KG, Meckenheim

Page 1

printed : 11.8.2024 - 12:36



Porsche Sports Cup Oschersleben

10. - 11. August 2024

Motorsport Arena Oschersleben, Länge 3667 m

Porsche Sprint Challenge GT4

Sektoren / Lap by Lap Rennen 2

PORSCHE

20 JAHRE
SPORTS CUP
DEUTSCHLAND

DMSB Reg.Nr. R14213/24

42 Daniel Reiter , Cayman GT4 RS Clubsport (982) / DEU

Theoretische Bestzeit: 1:32.273

Lap	Time	S1	S2	S3	Vmax	Lap	Time	S1	S2	S3	Vmax				
1	1:41.546	39.377	174	34.306	208	27.863	181	11	1:37.164	33.384	173	32.763	208	31.017	161
2	1:34.315	33.858	174	33.025	208	27.432	177	12	2:20.287	41.158	88	54.549	89	44.580	97
3	1:33.596	33.728	176	32.792	208	27.076	182	13	2:26.456	56.412	76	54.521	94	35.523	169
4	1:33.554	33.467	174	32.515	208	27.572	181	14	1:36.874	36.375	170	33.238	208	27.261	180
5	1:33.608	33.674	172	32.773	208	27.161	181	15	1:33.938	33.816	173	33.015	208	27.107	182
6	1:32.990	33.364	175	32.496	208	27.130	181	16	1:35.011	33.690	174	33.050	208	28.271	179
7	1:32.677	33.238	174	32.304	208	27.135	180	17	1:34.402	34.655	170	32.582	209	27.165	181
8	1:32.273	33.176	174	32.242	208	26.855	181	18	1:33.371	33.530	173	32.491	209	27.350	180
9	1:37.616	37.970	173	32.714	206	26.932	180	19	1:34.425	33.897	175	32.655	210	27.873	180
10	1:32.727	33.315	174	32.371	208	27.041	180								

54 Peter Lobeck , Cayman GT4 RS Clubsport (982) / DEU

Theoretische Bestzeit: 1:33.037

Lap	Time	S1	S2	S3	Vmax	Lap	Time	S1	S2	S3	Vmax				
1	1:56.474	48.018	170	34.166	207	34.290	179	9	1:33.612	33.539	176	32.799	208	27.274	180
2	1:37.073	34.781	173	33.465	203	28.827	180	10	1:34.788	33.710	175	33.018	207	28.060	177
3	1:36.821	34.956	155	33.625	207	28.240	178	11	1:44.333	35.854	127	39.584	188	28.895	178
4	1:37.346	34.615	174	34.552	205	28.179	179	12	1:52.041	39.024	133	36.089	205	36.928	80
5	1:34.028	33.926	174	32.781	207	27.321	180	13	2:24.757	57.438	91	53.850	72	33.469	177
6	1:34.700	34.176	174	32.653	207	27.871	180	14	1:39.031	35.160	166	35.677	206	28.194	179
7	1:34.318	33.724	175	32.937	206	27.657	180	15	1:58.286	34.975	170	33.745	208		
8	1:33.136	33.631	174	32.224	208	27.281	181								

59 Norbert Kraft , Cayman GT4 Clubsport (982) / DEU

Theoretische Bestzeit: 1:34.487

Lap	Time	S1	S2	S3	Vmax	Lap	Time	S1	S2	S3	Vmax				
1	1:43.669	41.850	169	33.964	204	27.855	176	11	1:52.351	45.120	153	36.889	191	30.342	172
2	1:36.273	34.623	168	33.613	203	28.037	174	12	1:44.897	36.671	167	34.847	203	33.379	95
3	1:35.588	34.484	168	33.297	204	27.807	175	13	2:24.402	57.981	69	53.189	70	33.232	175
4	1:34.686	34.047	170	33.163	204	27.476	175	14	1:39.438	35.260	167	35.349	204	28.829	175
5	1:35.473	34.445	169	33.135	203	27.893	175	15	1:38.930	34.646	168	33.754	206	30.530	175
6	1:36.626	35.129	167	34.024	204	27.473	175	16	1:37.009	35.280	166	33.590	206	28.139	175
7	1:34.943	34.308	170	33.191	204	27.444	175	17	1:36.715	34.620	167	33.699	204	28.396	176
8	1:34.671	34.125	170	32.996	205	27.550	175	18	1:36.685	34.876	166	33.340	204	28.469	174
9	1:35.744	34.639	168	33.541	202	27.564	174	19	1:36.885	35.300	167	33.484	204	28.101	175
10	1:44.525	34.594	168	33.574	205	36.357	106								

68 Jörg Kamper , Cayman GT4 Clubsport (982) / DEU

Theoretische Bestzeit: 1:34.400

Lap	Time	S1	S2	S3	Vmax	Lap	Time	S1	S2	S3	Vmax				
1	1:46.513	43.638	163	34.226	203	28.649	173	11	1:45.119	36.059	123	39.499	167	29.561	170
2	1:36.363	34.846	168	33.147	205	28.370	175	12	1:54.780	36.631	169	37.510	112	40.639	81
3	1:35.846	34.451	168	33.290	204	28.105	174	13	2:25.084	57.418	93	53.557	76	34.109	174
4	1:34.952	34.333	168	32.913	204	27.706	175	14	1:38.882	35.235	165	35.698	205	27.949	175
5	1:35.138	34.383	167	33.118	204	27.637	174	15	1:36.146	34.771	164	33.677	205	27.698	175
6	1:36.190	34.000	166	34.280	204	27.910	175	16	1:35.852	34.253	167	33.903	199	27.696	173
7	1:35.148	34.290	167	33.120	204	27.738	175	17	1:34.907	34.277	167	33.097	204	27.533	175
8	1:34.712	34.128	167	33.032	202	27.552	176	18	1:35.109	34.293	167	32.880	205	27.936	175
9	1:34.901	33.987	169	33.059	205	27.855	175	19	1:35.093	34.047	168	33.056	204	27.990	175
10	1:37.942	34.664	168	33.216	206	30.062	167								



Datenservice und Zeitnahme:
wige SOLUTIONS GmbH & Co.KG, Meckenheim

Page 2

printed : 11.8.2024 - 12:36



Porsche Sports Cup Oschersleben

10. - 11. August 2024

Motorsport Arena Oschersleben, Länge 3667 m

Porsche Sprint Challenge GT4

Sektoren / Lap by Lap Rennen 2

PORSCHE

20 JAHRE
SPORTS CUP
DEUTSCHLAND

DMSB Reg.Nr. R14213/24

74 Manolo , Cayman GT4 RS Clubsport (982) / DEU

Theoretische Bestzeit: 1:33.631

Lap	Time	S1	S2	S3	Vmax	Lap	Time	S1	S2	S3	Vmax				
1	1:42.972	41.299	171	33.576	208	28.097	180	11	1:37.512	33.721	175	35.593	205	28.198	180
2	1:35.178	34.603	173	33.170	208	27.405	180	12	2:09.638	35.403	171	49.597	93	44.638	97
3	1:35.177	34.139	173	33.390	208	27.648	180	13	2:26.169	56.300	76	54.696	91	35.173	179
4	1:34.760	34.259	173	33.409	208	27.092	179	14	1:40.088	36.945	169	35.160	208	27.983	179
5	1:34.586	34.268	172	32.953	208	27.365	179	15	1:34.653	34.258	173	32.965	208	27.430	180
6	1:34.370	34.174	175	33.004	208	27.192	181	16	1:34.415	34.077	173	32.961	209	27.377	180
7	1:34.752	34.140	174	33.116	207	27.496	180	17	1:34.801	34.178	173	32.942	208	27.681	180
8	1:35.215	34.248	173	33.482	207	27.485	180	18	1:34.688	34.564	172	32.818	208	27.306	181
9	1:34.563	34.203	173	32.995	208	27.365	179	19	1:35.509	34.485	173	33.120	208	27.904	180
10	1:34.452	34.118	174	32.970	208	27.364	181								

78 Sascha Moczek , Cayman GT4 Clubsport (982) / DEU

Theoretische Bestzeit: 1:34.469

Lap	Time	S1	S2	S3	Vmax	Lap	Time	S1	S2	S3	Vmax				
1	1:46.788	43.956	165	34.301	202	28.531	174	6	1:35.683	34.115	168	33.671	201	27.897	172
2	1:36.252	35.043	168	33.155	203	28.054	174	7	1:35.233	34.156	166	33.565	198	27.512	173
3	1:35.906	34.823	167	33.278	203	27.805	174	8	1:34.579	34.159	168	33.050	202	27.370	174
4	1:35.584	34.733	166	33.217	200	27.634	172	9	1:34.783	34.049	166	33.173	202	27.561	174
5	1:35.249	34.199	168	33.310	202	27.740	169	10	1:36.461	34.657	168	33.796	202	28.008	171

92 Sebastian Roth , Cayman GT4 RS Clubsport (982) / DEU

Theoretische Bestzeit: 1:32.175

Lap	Time	S1	S2	S3	Vmax	Lap	Time	S1	S2	S3	Vmax				
1	1:40.672	38.971	171	34.067	203	27.634	179	11	1:39.615	33.816	173	33.660	205	32.139	165
2	1:33.649	33.667	173	32.994	207	26.988	179	12	2:22.211	43.812	91	54.268	87	44.131	98
3	1:33.105	33.308	175	32.669	206	27.128	179	13	2:28.241	56.658	85	53.677	107	37.906	167
4	1:32.647	33.279	174	32.472	207	26.896	180	14	1:36.817	36.129	173	33.382	206	27.306	179
5	1:32.742	33.216	175	32.255	209	27.271	179	15	1:34.194	33.884	173	33.109	208	27.201	180
6	1:32.736	33.201	175	32.337	209	27.198	179	16	1:35.134	33.654	172	32.530	207	28.950	179
7	1:33.069	33.132	175	32.666	206	27.271	179	17	1:33.397	33.602	174	32.714	209	27.081	180
8	1:32.501	33.024	175	32.331	210	27.146	179	18	1:34.824	33.298	176	32.619	210	28.907	171
9	1:33.026	33.583	175	32.263	209	27.180	178	19	1:34.538	34.030	176	32.823	210	27.685	180
10	1:33.942	34.007	175	32.844	209	27.091	180								

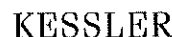
96 Jan Nick , Cayman GT4 Clubsport (982) / DEU

Theoretische Bestzeit: 1:35.957

Lap	Time	S1	S2	S3	Vmax	Lap	Time	S1	S2	S3	Vmax				
1	1:54.258	46.004	164	38.805	198	29.449	170	11	1:41.205	37.144	163	34.680	201	29.381	170
2	1:39.136	35.678	159	34.470	200	28.988	172	12	1:41.153	36.628	160	35.509	200	29.016	170
3	1:39.344	35.906	168	35.135	201	28.303	171	13	2:18.670	52.476	68	54.497	72	31.697	171
4	1:38.341	35.416	164	34.400	202	28.525	171	14	1:39.766	35.753	167	35.690	199	28.323	170
5	1:37.630	35.255	166	34.374	199	28.001	172	15	1:38.331	35.238	167	34.188	202	28.905	171
6	1:37.817	35.019	167	34.356	202	28.442	171	16	1:37.745	35.318	165	34.211	201	28.216	171
7	1:37.166	35.155	167	33.920	202	28.091	171	17	1:40.104	34.907	168	34.376	200	30.821	170
8	1:37.709	35.090	166	34.436	198	28.183	170	18	1:36.738	35.237	167	33.524	201	27.977	171
9	1:37.579	35.007	165	33.478	202	29.094	171	19	1:36.214	34.807	168	33.533	201	27.874	171
10	1:36.404	34.605	167	33.625	201	28.174	171								



Datenservice und Zeitnahme:
wige SOLUTIONS GmbH & Co.KG, Meckenheim



Porsche Sports Cup Oschersleben

10. - 11. August 2024

Motorsport Arena Oschersleben, Länge 3667 m

Porsche Sprint Challenge GT4

Sektoren / Lap by Lap Rennen 2

PORSCHE

20 JAHRE
SPORTS CUP
DEUTSCHLAND

DMSB Reg.Nr. R14213/24

97 Arkadius Grycz , Cayman GT4 RS Clubsport (982) / POL

Theoretische Bestzeit: 1:33.969

Lap	Time	S1	S2	S3	Vmax	Lap	Time	S1	S2	S3	Vmax
1	1:45.296	42.706	171	34.139	207	28.451	177				
2	1:35.301	34.414	173	32.918	207	27.969	179				
3	1:35.931	34.792	171	33.426	207	27.713	180				
4	1:34.821	34.241	170	33.180	209	27.400	180				
5	1:34.541	34.217	173	32.693	208	27.631	178				
6	1:36.819	35.036	170	34.185	208	27.598	180				
7	1:35.392	34.290	173	33.018	208	28.084	179				
8	1:34.094	33.997	172	32.700	208	27.397	180				
9	1:35.797	34.552	173	33.607	208	27.638	180				
10	1:35.673	34.400	172	33.545	208	27.728	179				
11	1:38.529	33.905	174	36.490	205	28.134	179				
12	2:01.626	34.962	174	42.203	89	44.461	95				
13	2:26.199	56.160	84	54.630	90	35.409	179				
14	1:38.171	35.893	169	34.659	210	27.619	180				
15	1:37.935	37.167	173	33.004	209	27.764	179				
16	1:34.805	34.403	174	32.721	209	27.681	180				
17	1:35.008	34.312	173	33.007	209	27.689	180				
18	1:34.524	34.442	173	32.711	210	27.371	181				
19	1:34.793	33.971	174	32.988	210	27.834	179				

109 Lothar Schubert , Cayman GT4 Clubsport MR (982) / DEU

Theoretische Bestzeit: 1:34.289

Lap	Time	S1	S2	S3	Vmax	Lap	Time	S1	S2	S3	Vmax
1	1:52.031	46.004	161	37.498	199	28.529	171				
2	1:40.970	35.640	167	35.053	201	30.277	174				
3	1:37.257	35.203	165	33.569	203	28.485	173				
4	1:39.377	35.529	166	34.181	203	29.667	174				
5	1:37.901	35.223	167	33.715	203	28.963	175				
6	1:37.879	35.189	167	34.149	202	28.541	175				
7	1:36.822	34.801	167	33.896	199	28.125	172				
8	1:34.580	34.096	168	32.906	203	27.578	173				
9	1:36.632	34.162	169	32.954	203	29.516	175				
10	1:35.393	34.639	166	33.225	202	27.529	174				
11	1:40.097	36.275	153	35.413	201	28.409	172				
12	1:41.564	34.989	166	34.355	201	32.240	86				
13	2:23.830	57.585	71	53.593	72	32.652	175				
14	1:39.240	35.096	168	35.602	204	28.542	176				
15	1:38.181	34.771	169	33.812	205	29.598	175				
16	1:35.330	34.312	170	33.242	204	27.776	174				
17	1:34.772	34.509	169	32.976	204	27.287	175				
18	1:35.112	34.444	169	33.283	204	27.385	177				
19	1:35.010	34.414	169	33.176	204	27.420	175				

110 Paul-Henry Schubert , Cayman GT4 RS Clubsport (982) / DEU

Theoretische Bestzeit: 1:32.230

Lap	Time	S1	S2	S3	Vmax	Lap	Time	S1	S2	S3	Vmax
1	1:38.593	37.905	172	33.427	208	27.261	181				
2	1:33.083	33.771	173	32.462	208	26.850	182				
3	1:33.108	33.442	174	32.530	208	27.136	181				
4	1:33.090	33.422	174	32.170	209	27.498	180				
5	1:33.588	33.538	176	32.498	209	27.552	181				
6	1:33.072	33.485	175	32.579	207	27.008	182				
7	1:32.424	33.210	175	32.364	210	26.850	182				
8	1:33.096	33.485	174	32.587	210	27.024	182				
9	1:33.483	33.583	172	32.467	210	27.433	175				
10	1:34.182	34.216	175	32.880	208	27.086	181				
11	1:40.541	33.836	175	34.217	198	32.488	166				
12	2:22.304	43.772	89	54.498	87	44.034	107				
13	2:27.821	56.763	78	54.316	105	36.742	168				
14	1:37.967	37.310	169	33.130	210	27.527	181				
15	1:35.224	33.937	175	33.822	209	27.465	182				
16	1:35.566	34.184	172	33.866	210	27.516	182				
17	1:35.107	34.312	173	33.236	210	27.559	181				
18	1:34.410	33.961	176	32.892	210	27.557	182				
19	1:34.852	33.974	175	32.972	210	27.906	170				

127 Christoph Krombach , Cayman GT4 Clubsport MR (982) / DEU

Theoretische Bestzeit: 1:34.376

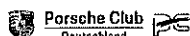
Lap	Time	S1	S2	S3	Vmax	Lap	Time	S1	S2	S3	Vmax
1	1:45.123	42.292	164	34.158	201	28.673	173				
2	1:36.456	35.188	167	33.380	201	27.888	170				
3	1:35.430	34.688	166	33.229	202	27.513	174				
4	1:35.154	34.213	167	33.373	201	27.568	172				
5	1:35.095	34.155	166	33.402	202	27.538	173				
6	1:36.792	34.371	165	34.861	198	27.560	171				
7	1:35.198	34.280	166	33.072	200	27.846	173				
8	1:34.458	34.237	167	32.849	202	27.372	173				
9	1:35.434	34.257	166	33.376	200	27.801	171				
10	1:37.140	34.449	166	33.639	199	29.052	169				
11	1:39.883	35.466	165	35.856	198	28.561	170				
12	2:05.186	36.738	165	39.182	98						



Datenservice und Zeitnahme:
wige SOLUTIONS GmbH & Co.KG, Meckenheim

Page 4

printed : 11.8.2024 - 12:36



Porsche Sports Cup Oschersleben

10. - 11. August 2024

Motorsport Arena Oschersleben, Länge 3667 m

Porsche Sprint Challenge GT4

PORSCHE

20 JAHRE
SPORTS CUP
DEUTSCHLAND

Sektoren / Lap by Lap Rennen 2

DMSB Reg.Nr. R14213/24

143 Niklas Kalus , Cayman GT4 RS Clubsport (982) / DEU

Theoretische Bestzeit: 1:32.100

Lap	Time	S1	S2	S3	Vmax	Lap	Time	S1	S2	S3	Vmax				
1	1:38.135	37.823	171	33.224	208	27.088	180								
2	1:32.894	33.405	177	32.314	207	27.175	181	11	1:41.673	33.279	177	32.366	194	36.028	132
3	1:32.498	33.400	175	32.191	207	26.907	181	12	2:25.041	46.780	96	53.507	100	44.754	99
4	1:32.153	33.151	176	32.161	208	26.841	181	13	2:27.728	56.309	93	53.832	96	37.587	180
5	1:32.352	33.177	176	32.278	208	26.897	181	14	1:33.257	33.510	177	32.508	210	27.239	182
6	1:32.182	33.233	177	32.123	208	26.826	181	15	1:33.409	33.480	177	32.689	209	27.240	182
7	1:32.323	33.161	175	32.315	208	26.847	180	16	1:33.300	33.486	175	32.703	210	27.111	183
8	1:32.813	33.410	174	32.362	208	27.041	181	17	1:36.639	36.381	174	32.923	210	27.335	183
9	1:32.630	33.308	176	32.292	208	27.030	181	18	1:33.252	33.642	175	32.518	210	27.092	183
10	1:32.748	33.316	176	32.353	208	27.079	181	19	1:34.604	33.992	176	32.599	210	28.013	152

173 Wojciech Karwan , Cayman GT4 RS Clubsport (982) / POL

Theoretische Bestzeit: 1:33.974

Lap	Time	S1	S2	S3	Vmax	Lap	Time	S1	S2	S3	Vmax				
1	1:42.504	40.531	172	34.152	209	27.821	180								
2	1:37.789	36.190	173	33.565	207	28.034	179	11	1:38.372	33.809	169	35.925	201	28.638	178
3	1:35.915	34.529	172	33.574	208	27.812	179	12	2:01.486	34.966	172	42.213	83	44.307	90
4	1:34.698	33.876	173	33.260	208	27.562	180	13	2:26.046	56.141	84	54.777	91	35.128	178
5	1:35.836	34.888	172	33.397	209	27.551	179	14	1:39.089	35.653	168	35.401	208	28.035	180
6	1:36.714	34.396	169	34.707	208	27.611	180	15	1:34.940	34.119	173	33.237	209	27.584	180
7	1:35.294	33.987	174	33.191	208	28.116	179	16	1:34.386	34.070	173	32.743	210	27.573	180
8	1:34.234	33.772	174	32.705	209	27.757	179	17	1:34.471	34.255	174	32.719	210	27.497	180
9	1:35.683	34.652	171	33.159	207	27.872	180	18	1:35.135	34.437	173	33.116	210	27.582	181
10	1:36.235	34.336	170	33.695	208	28.204	177	19	1:34.864	33.993	174	33.228	210	27.643	180

203 Rüdiger Bambach , Cayman GT4 Clubsport (982) / DEU

Theoretische Bestzeit: 1:39.577

Lap	Time	S1	S2	S3	Vmax	Lap	Time	S1	S2	S3	Vmax				
1	1:59.435	49.765	163	38.150	196	31.520	169								
2	1:45.731	37.856	164	37.542	196	30.333	170	10	1:50.515	39.611	164	37.082	184	33.822	166
3	1:42.560	36.447	165	36.256	198	29.857	173	11	2:10.918	40.008	132	48.706	125	42.204	144
4	1:41.790	36.427	165	35.778	199	29.585	171	12	1:48.031	38.523	162	38.141	188	31.367	170
5	1:40.720	35.679	166	35.630	199	29.411	172	13	1:44.231	37.910	163	36.718	200	29.603	173
6	1:39.672	35.548	165	35.258	200	28.866	173	14	1:40.972	36.045	166	35.833	200	29.094	174
7	1:40.799	35.675	165	35.755	199	29.369	172	15	1:40.837	35.852	166	35.688	201	29.297	173
8	1:40.000	35.849	166	35.205	200	28.946	174	16	1:40.359	35.921	166	35.352	202	29.086	174
9	1:43.336	36.017	166	36.724	162	30.595	167	17	1:40.222	35.506	165	35.324	202	29.392	173
								18	1:42.155	35.924	166	35.602	169	30.629	170

222 Giuseppe Fico , Cayman GT4 RS Clubsport (982) / DEU

Theoretische Bestzeit: 1:32.143

Lap	Time	S1	S2	S3	Vmax	Lap	Time	S1	S2	S3	Vmax				
1	1:38.886	38.259	170	33.321	209	27.306	181								
2	1:33.369	33.657	174	32.679	207	27.033	181	11	1:38.328	33.767	174	32.424	209	32.137	129
3	1:32.753	33.274	171	32.521	209	26.958	181	12	2:24.920	46.707	91	53.434	103	44.779	93
4	1:32.604	33.539	175	32.191	209	26.874	179	13	2:29.684	56.441	86	53.705	101	39.538	167
5	1:33.462	33.439	176	32.692	206	27.331	180	14	1:36.844	35.915	172	33.533	208	27.396	181
6	1:32.474	33.237	175	32.282	208	26.955	182	15	1:33.972	34.012	173	32.774	209	27.186	182
7	1:33.020	33.191	175	32.520	207	27.309	181	16	1:35.168	33.628	175	33.192	205	28.348	180
8	1:32.756	33.517	175	32.478	208	26.761	182	17	1:33.355	33.743	174	32.563	208	27.049	181
9	1:32.771	33.425	175	32.379	208	26.967	182	18	1:34.453	33.484	175	32.774	208	28.195	181
10	1:32.727	33.276	175	32.518	208	26.933	180	19	1:33.938	33.812	176	32.625	209	27.501	181

Porsche Sports Cup Oschersleben

10. - 11. August 2024

Motorsport Arena Oschersleben, Länge 3667 m

Porsche Sprint Challenge GT4

Sektoren / Lap by Lap Rennen 2

PORSCHE

20 JAHRE
SPORTS CUP
DEUTSCHLAND

DMSB Reg.Nr. R14213/24

224 Marc Lorbeer , Cayman GT4 Clubsport (982) / DEU

Theoretische Bestzeit: 1:36.107

Lap	Time	S1	S2	S3	Vmax	Lap	Time	S1	S2	S3	Vmax				
1	1:48.861	45.001	164	35.196	202	28.664	172	10	1:37.109	34.987	162	33.915	204	28.207	170
2	1:38.240	35.714	169	33.976	202	28.550	173	11	1:43.063	38.492	136	35.726	199	28.845	171
3	1:38.742	35.396	167	34.601	201	28.745	174	12	1:40.162	36.138	166	34.472	203	29.552	138
4	1:38.561	35.143	166	34.428	200	28.990	172	13	2:21.380	55.217	71	53.728	74	32.435	174
5	1:38.945	35.439	165	34.616	184	28.890	175	14	1:39.146	35.410	167	35.060	206	28.676	170
6	1:37.363	35.045	168	33.948	202	28.370	174	15	1:38.603	34.907	166	33.911	203	29.785	171
7	1:37.892	35.419	166	34.339	201	28.134	174	16	1:37.081	35.239	167	33.933	203	27.909	175
8	1:36.551	35.014	167	33.578	203	27.959	174	17	2:03.684	34.999	166	34.170	197		
9	1:38.008	34.620	166	33.995	200	29.393	174								

252 Florian Bauer , Cayman GT4 RS Clubsport (982) / DEU

Theoretische Bestzeit: 1:32.332

Lap	Time	S1	S2	S3	Vmax	Lap	Time	S1	S2	S3	Vmax				
1	1:41.115	39.167	175	33.974	203	27.974	181	11	1:40.033	33.521	174	34.559	187	31.953	166
2	1:33.718	33.890	171	32.882	208	26.946	181	12	2:22.440	43.604	89	54.458	86	44.378	104
3	1:33.366	33.538	175	32.582	209	27.246	181	13	2:27.209	56.566	76	54.301	104	36.342	169
4	1:32.947	33.473	175	32.479	208	26.995	181	14	1:38.268	37.308	168	33.777	209	27.183	182
5	1:33.232	33.452	175	32.575	208	27.205	181	15	1:34.950	34.163	175	33.249	209	27.538	182
6	1:32.538	33.360	175	32.314	208	26.864	182	16	1:34.439	33.982	175	33.188	207	27.269	180
7	1:32.603	33.248	175	32.436	208	26.919	181	17	1:33.426	33.714	175	32.707	207	27.005	182
8	1:32.791	33.154	175	32.629	207	27.008	181	18	1:34.043	33.430	176	33.306	210	27.307	180
9	1:33.589	34.018	174	32.417	208	27.154	181	19	1:33.650	33.814	175	32.606	210	27.230	179
10	1:33.090	33.625	175	32.387	209	27.078	182								

289 Thorsten Töpel , Cayman GT4 Clubsport MR (982) / DEU

Theoretische Bestzeit: 1:34.919

Lap	Time	S1	S2	S3	Vmax	Lap	Time	S1	S2	S3	Vmax				
1	1:47.474	43.967	166	35.026	204	28.481	175	11	1:43.498	34.730	157	38.887	159	29.881	171
2	1:36.234	34.916	168	33.378	204	27.940	175	12	1:54.262	36.443	169	37.464	106	40.355	82
3	1:36.606	34.982	168	33.352	205	28.272	175	13	2:24.853	57.486	94	53.653	78	33.714	173
4	1:35.772				204	27.783	175	14	1:39.157	35.346	167	35.633	203	28.178	173
5	1:37.003	34.910	170	33.413	202	28.680	173	15	1:39.506	35.096	167	33.638	205	30.772	173
6	1:36.147	34.833	171	33.240	204	28.074	175	16	1:37.187	35.553	166	33.550	203	28.084	174
7	1:35.674				204	28.033	174	17	1:36.770	34.711	167	33.780	203	28.279	176
8	1:34.991	34.275		32.999	203	27.717	174	18	1:36.729	34.751	168	33.483	202	28.495	173
9	1:35.266	34.423	167	33.198	204	27.645	175	19	1:36.984	35.372	165	33.369	202	28.243	173
10	1:35.207	34.279	169	33.131	203	27.797	174								

313 Marcin Karczewski , Cayman GT4 Clubsport (982) / POL

Theoretische Bestzeit: 1:36.169

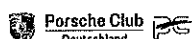
Lap	Time	S1	S2	S3	Vmax	Lap	Time	S1	S2	S3	Vmax				
1	1:50.447	45.224	161	35.700	202	29.523	173	10	1:36.722	34.445	168	33.789	203	28.488	173
2	1:39.729	35.840	164	34.772	201	29.117	173	11	1:40.747	35.961	167	35.282	204	29.504	174
3	1:39.504	35.446	166	34.825	202	29.233	172	12	1:39.496	35.266	165	35.017	201	29.213	149
4	1:39.720	34.990	167	34.771	202	29.959	176	13	2:21.288	54.852	73	54.148	74	32.288	173
5	1:37.898	34.816	166	34.078	204	29.004	171	14	1:39.025	35.471	165	35.155	204	28.399	174
6	1:37.779	35.024	168	34.221	203	28.534	176	15	1:38.465	35.077	165	34.155	202	29.233	174
7	1:37.495	34.790	169	33.805	204	28.900	172	16	1:37.454	35.324	167	34.138	203	27.992	175
8	1:38.015	34.835	167	34.766	200	28.414	173	17	2:13.549	34.777	168	33.732	205		
9	1:36.786	34.585	167	33.970	201	28.231	175								



Datenservice und Zeitnahme:
wige SOLUTIONS GmbH & Co.KG, Meckenheim

Page 6

printed : 11.8.2024 - 12:36



Porsche Sports Cup Oschersleben

10. - 11. August 2024

Motorsport Arena Oschersleben, Länge 3667 m

Porsche Sprint Challenge GT4

Persönliche Bestwerte Rennen 2

PORSCHE

20 JAHRE
SPORTS CUP
DEUTSCHLAND

DMSB Reg.Nr. R14213/24

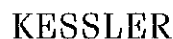
Pos.	Sector 1		Sector 2		Sector 3		theoretische Bestzeit						
	No	Name	Zeit	No	Name	Zeit	No	Name	theoretische	Best	Pos		
1	92	Roth S.	33.024	143	Kalus N.	32.123	222	Fico G.	26.761	143	Kalus N.	1:32.100	1:32.153
2	143	Kalus N.	33.151	110	Schubert P.	32.170	35	Schneider L.	26.801	222	Fico G.	1:32.143	1:32.474
3	252	Bauer F.	33.154	222	Fico G.	32.191	143	Kalus N.	26.826	92	Roth S.	1:32.175	1:32.501
4	42	Reiter D.	33.176	54	Lobeck P.	32.224	110	Schubert P.	26.850	110	Schubert P.	1:32.230	1:32.424
5	222	Fico G.	33.191	42	Reiter D.	32.242	42	Reiter D.	26.855	42	Reiter D.	1:32.273	1:32.273
6	110	Schubert P.	33.210	35	Schneider L.	32.248	252	Bauer F.	26.864	252	Bauer F.	1:32.332	1:32.538
7	35	Schneider L.	33.424	92	Roth S.	32.255	92	Roth S.	26.896	35	Schneider L.	1:32.473	1:32.571
8	54	Lobeck P.	33.539	252	Bauer F.	32.314	74	Manolo	27.092	54	Lobeck P.	1:33.037	1:33.136
9	74	Manolo	33.721	97	Grycz A.	32.693	54	Lobeck P.	27.274	74	Manolo	1:33.631	1:34.370
10	173	Karwan W.	33.772	173	Karwan W.	32.705	109	Schubert L.	27.287	97	Grycz A.	1:33.969	1:34.094
11	97	Grycz A.	33.905	74	Manolo	32.818	30	Lausberg K.	27.339	173	Karwan W.	1:33.974	1:34.234
12	68	Kamper J.	33.987	127	Krombach C.	32.849	78	Moczek S.	27.370	109	Schubert L.	1:34.289	1:34.580
13	59	Kraft N.	34.047	68	Kamper J.	32.880	97	Grycz A.	27.371	127	Krombach C.	1:34.376	1:34.458
14	78	Moczek S.	34.049	109	Schubert L.	32.906	127	Krombach C.	27.372	68	Kamper J.	1:34.400	1:34.712
15	109	Schubert L.	34.096	13	Rotthoff R.	32.919	13	Rotthoff R.	27.436	78	Moczek S.	1:34.469	1:34.579
16	127	Krombach C.	34.155	30	Lausberg K.	32.930	59	Kraft N.	27.444	59	Kraft N.	1:34.487	1:34.671
17	13	Rotthoff R.	34.230	59	Kraft N.	32.996	173	Karwan W.	27.497	30	Lausberg K.	1:34.520	1:34.603
18	30	Lausberg K.	34.251	289	Töpel T.	32.999	68	Kamper J.	27.533	13	Rotthoff R.	1:34.585	1:34.692
19	289	Töpel T.	34.275	78	Moczek S.	33.050	289	Töpel T.	27.645	289	Töpel T.	1:34.919	1:34.991
20	313	Karczewski M.	34.445	96	Nick J.	33.478	96	Nick J.	27.874	96	Nick J.	1:35.957	1:36.214
21	19	Wagner A.	34.523	19	Wagner A.	33.558	224	Lorbeer M.	27.909	224	Lorbeer M.	1:36.107	1:36.551
22	96	Nick J.	34.605	224	Lorbeer M.	33.578	313	Karczewski M.	27.992	313	Karczewski M.	1:36.169	1:36.722
23	224	Lorbeer M.	34.620	313	Karczewski M.	33.732	19	Wagner A.	28.109	19	Wagner A.	1:36.190	1:36.253
24	203	Bambach R.	35.506	203	Bambach R.	35.205	203	Bambach R.	28.866	203	Bambach R.	1:39.577	1:39.672



Datenservice und Zeitnahme:
wige SOLUTIONS GmbH & Co.KG, Meckenheim

Page 1

printed : 11.8.2024 - 12:36



Porsche Sports Cup Oschersleben

10. - 11. August 2024

Motorsport Arena Oschersleben, Länge 3667 m

Porsche Sprint Challenge GT4

Speedmessung Rennen 2

PORSCHE

20 JAHRE
SPORTS CUP
DEUTSCHLAND

DMSB Reg.Nr. R14213/24

Rang	StNr	Fahrer	Fahrzeug	Speed
1	42	Reiter Daniel	Cayman GT4 RS Clubsport (982)	210
1	92	Roth Sebastian	Cayman GT4 RS Clubsport (982)	210
1	97	Grycz Arkadius	Cayman GT4 RS Clubsport (982)	210
1	110	Schubert Paul-Henry	Cayman GT4 RS Clubsport (982)	210
1	143	Kalus Niklas	Cayman GT4 RS Clubsport (982)	210
1	173	Karwan Wojciech	Cayman GT4 RS Clubsport (982)	210
1	252	Bauer Florian	Cayman GT4 RS Clubsport (982)	210
8	74	Manolo	Cayman GT4 RS Clubsport (982)	209
8	222	Fico Giuseppe	Cayman GT4 RS Clubsport (982)	209
10	54	Lobeck Peter	Cayman GT4 RS Clubsport (982)	208
11	35	Schneider Luciano	Cayman GT4 Clubsport (982)	206
11	59	Kraft Norbert	Cayman GT4 Clubsport (982)	206
11	68	Kamper Jörg	Cayman GT4 Clubsport (982)	206
11	224	Lorbeer Marc	Cayman GT4 Clubsport (982)	206
15	109	Schubert Lothar	Cayman GT4 Clubsport MR (982)	205
15	289	Töpel Thorsten	Cayman GT4 Clubsport MR (982)	205
15	313	Karczewski Marcin	Cayman GT4 Clubsport (982)	205
18	13	Rotthoff Ramon	Cayman GT4 Clubsport (981)	204
19	19	Wagner Andreas	Cayman GT4 Clubsport (982)	203
19	30	Lausberg Kai	Cayman GT4 Clubsport (982)	203
19	78	Moczek Sascha	Cayman GT4 Clubsport (982)	203
22	96	Nick Jan	Cayman GT4 Clubsport (982)	202
22	127	Krombach Christoph	Cayman GT4 Clubsport MR (982)	202
22	203	Bambach Rüdiger	Cayman GT4 Clubsport (982)	202



Datenservice und Zeitnahme:
wige SOLUTIONS GmbH & Co.KG, Meckenheim

Page 1

printed : 11.8.2024 - 12:36



KESSLER

VELTINS

DMSB

POS	1	2	3	4	5	6	7	8	9	10	11	12	13	14	15	16	17	18	19	20	21	22	23	24	25
LAP 1	143	110	222	35	92	252	42	173	74	59	127	97	30	68	78	289	13	224	313	19	109	96	54	203	
LAP 2	143	110	222	35	92	252	42	74	59	173	97	127	30	68	78	289	13	224	313	19	109	96	54	203	
LAP 3	143	110	222	35	92	252	42	74	59	173	97	127	30	68	78	289	13	224	313	109	54	19	96	203	
LAP 4	143	222	110	35	92	252	42	74	59	173	97	127	30	68	78	289	13	224	54	313	109	19	96	203	
LAP 5	143	222	110	35	92	252	42	74	59	97	173	127	30	68	78	13	289	54	224	313	109	19	96	203	
LAP 6	143	222	110	35	92	252	42	74	59	97	173	127	30	68	78	13	289	54	224	313	109	19	96	203	
LAP 7	143	222	110	35	92	252	42	74	59	97	173	127	30	68	78	13	289	54	224	109	313	19	96	203	
LAP 8	143	222	110	35	92	252	42	74	59	97	173	127	30	68	78	13	289	54	224	109	313	19	96	203	
LAP 9	143	222	110	35	92	252	42	74	59	97	173	127	30	68	78	13	289	54	224	109	313	19	96	203	
LAP 10	143	222	35	110	92	252	42	74	97	173	127	78	30	13	68	289	59	54	109	224	313	19	96	203	
LAP 11	143	222	35	92	110	252	42	74	97	173	127	30	13	68	289	54	59	109	224	313	19	96	203		
LAP 12	143	222	35	92	110	252	42	74	97	173	30	13	68	289	54	59	109	127	224	313	19	96	203		
LAP 13	143	222	35	92	110	252	42	74	97	173	30	13	68	289	54	59	109	224	313	19	96	203			
LAP 14	143	222	92	42	110	35	252	97	74	173	30	13	68	289	54	59	109	224	313	19	96	203			
LAP 15	143	222	92	42	35	110	252	74	173	97	13	68	30	289	109	59	224	313	19	96	54	203			
LAP 16	143	222	92	42	35	252	110	74	173	97	68	30	13	109	289	59	224	313	19	96	203				
LAP 17	143	222	92	35	42	252	110	74	173	97	68	30	13	109	289	59	96	19	224	313	203				
LAP 18	143	222	35	42	92	252	110	74	173	97	68	30	13	109	289	59	96	19	203						
LAP 19	143	222	35	42	92	252	110	74	173	97	68	30	13	109	289	59	96	19							

Punktstand / Porsche Sprint Challenge GT4

RG	NR	NAME	SUM	Hockenheim I. - 1 01	Hockenheim I. - 2 02	Nürburgring - 1 03	Nürburgring - 2 04	Red Bull Ring - 1 05	Red Bull Ring - 2 06	Oschersleben - 1 07	Oschersleben - 2 08	09	10	11	12	13
Klasse 1b																
1	35	Schneider, Luciano / DEU	188.8	24	24	24	24	22.8	22.8	23.6	23.6					
2	109	Schubert, Lothar / DEU	97	16	12	14	10		17.8	15.6	11.6					
3	127	Krombach, Christoph / DEU	95.4	19	19	16	14	17.8		9.6						
4	78	Moczek, Sascha / DEU	89.2	8	16	7	16	12.8	10.8	18.6						
5	30	Lausberg, Kai / DEU	64.2	5	6	8	12	8.8	8.8		15.6					
6	68	Kamper, Jörg / DEU	57.2	7		12	6			13.6	18.6					
7	289	Töpel, Thorsten / DEU	52.8	6	10			4.8	14.8	7.6	9.6					
8	96	Nick, Jan / DEU	51.8	12	7		8	5.8	6.8	5.6	6.6					
9	224	Lorbeer, Marc / DEU	18.6		14					4.6						
10	136	Fischer, Torben / DEU	15	10		5										
11	313	Karczewski, Marcin / POL	12.6					6.8	5.8							
12	203	Bambach, Rüdiger / DEU	4.6								4.6					

Klasse 1c

1	143	Kalus, Niklas / DEU	156.4	22.8	22.8	22	22	22.4		22.4	22					
2	110	Schubert, Paul-Henry / DEU	110.4		17.8	17	10	17.4	22.8	17.4	8					
3	92	Roth, Sebastian / DEU	90.2	10.8	14.8	12	17	6.4	12.8	4.4	12					
4	42	Reiter, Daniel / DEU	70.4	8.8		8	8	10.4	8.8	12.4	14					
5	74	Manolo, / DEU	58.2	4.8	8.8	6	6	14.4	5.8	6.4	6					
6	97	Grycz, Arkadius / POL	49.6	-	-	10	4	8.4	14.8	8.4	4					
7	222	Fico, Giuseppe / DEU	48.2	6.8	-	-	12	12.4	-	-	17					
8	29	Seebach, Marco / DEU	46.6	14.8	-	-	14	-	17.8	-	-					
9	173	Karwan, Wojciech / POL	42.2	5.8	5.8	4	5	4.4	6.8	5.4	5					
10	29	Kilb, Jochen / DEU	28.2	-	10.8	14	-	3.4	-							
11	222	Müller, Desiree / DEU	22.6	-	6.8	5	-	-	10.8		-					
12	36	Vitesse, Louis / DEU	10.8		4.8	3	3									