

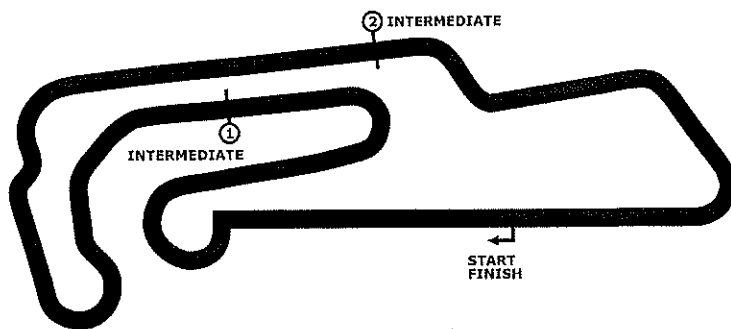
PORSCHE

20 JAHRE
SPORTS CUP
DEUTSCHLAND

Porsche Sports Cup Oschersleben

Porsche Sprint Challenge GT3

Rennen 1



Motorsport Arena Oschersleben 3667 mtr.

10. - 11. August 2024

wige



Porsche Sports Cup Oschersleben

10. - 11. August 2024

Motorsport Arena Oschersleben, Länge 3667 m

Porsche Sprint Challenge GT3

Ergebnis Rennen 1

Gestartet : 21

Gewertet : 19

nicht gewertet : 2

PORSCHE

20 JAHRE SPORTS CUP DEUTSCHLAND

DMSB Reg.Nr. R14213/24

Pl.	Nr.	Kl.	Bewerber Fahrer, Ort	Fahrzeug Porsche Club Nr.:	Rd.	Zeit Rückstand	Schnitt Abstand	Schnellste Runde	km/h
1	57	3d	Becker Ulrich, Marl (DEU)	911 GT3 R (991 Gen.I)	21	30:54.694	149.472	1:27.385 Rd.7	151.069
2	107	2d	TEAM NEUHOFER RENNSPORT Neuhofers Felix, Gröbenzell (DEU)	911 GT3 Cup (992)	21	30:55.894 01.200	149.376 01.200	1:27.615 Rd.6	150.673
3	7	2d	FORCH RACING BY ATLAS WARD Magdziarz Tomasz, Poznan (POL)	911 GT3 Cup (992)	21	31:01.239 06.545	148.947 05.345	1:27.628 Rd.8	150.650
4	22	2d	[a-workx] Motorsport Hardt Alex, Mechernich (DEU)	911 GT3 Cup (992)	21	31:01.513 06.819	148.925 00.274	1:27.497 Rd.11	150.876
5	111	2d	Stegmann Lorenz, Faid (DEU)	911 GT3 Cup (992)	21	31:01.738 07.044	148.907 00.225	1:27.852 Rd.11	150.266
6	72	2d	Team Lapttime-Performance Nittel Tom, Adelmansfelden (DEU)	911 GT3 Cup (992)	21	31:02.195 07.501	148.870 00.457	1:27.687 Rd.8	150.549
7	33	2d	Rehkopf Stefan, Bovenden (DEU)	911 GT3 Cup (992)	21	31:15.559 20.865	147.809 13.364	1:28.424 Rd.8	149.294
8	69	2d	FORCH RACING BY ATLAS WARD Górecki Mariusz, Olawa (POL)	911 GT3 Cup (992)	21	31:18.824 24.130	147.553 03.265	1:28.444 Rd.13	149.261
9	56	2d	Team Lapttime-Performance Vateva Alexandra, Sofia (BUL)	911 GT3 Cup (992)	21	31:19.300 24.606	147.515 00.476	1:28.400 Rd.7	149.335
10	11	2d	SEEBACH Motorsport Caroli Steve, Annaberg-Buchholz (DEU)	911 GT3 Cup (992)	21	31:19.614 24.920	147.490 00.314	1:28.192 Rd.12	149.687
11	79	2d	FORCH RACING BY ATLAS WARD Szymanski Janusz, Poznan (POL)	911 GT3 Cup (992)	21	31:38.808 44.114	146.000 19.194	1:29.096 Rd.18	148.168
12	223	2d	Karlowski Matthias, Lünen (DEU)	911 GT3 Cup (992)	21	32:01.339 1:06.645	144.287 22.531	1:29.215 Rd.11	147.971
13	46	2d	Jiri Micanek Hrdlicka Josef, Milvesko (CZE)	911 GT3 Cup (992)	21	32:01.521 1:06.827	144.274 00.182	1:29.717 Rd.6	147.143
14	77	2d	[a-workx] Motorsport Team RaceData Franco Luis, München (DEU)	911 GT3 Cup (992)	21	32:19.011 1:24.317	142.972 17.490	1:30.257 Rd.12	146.262
15	24	2d	FORCH RACING BY ATLAS WARD Perel Michal, Slupsk (POL)	911 GT3 Cup (992)	20	30:12.873 1 Runde	145.638 1 Runde	1:29.102 Rd.13	148.158
16	176	2d	TEAM NEUHOFER RENNSPORT Zlof Manuel, München (DEU)	911 GT3 Cup (992)	20	31:06.207 1 Runde	141.476 53.334	1:30.875 Rd.11	145.268
17	105	2d	Team Lapttime-Performance Jaeckel Ulrich, North Saanich BC (CAN)	911 GT3 Cup (992)	20	31:06.696 1 Runde	141.439 00.489	1:31.301 Rd.12	144.590
18	134	2c	Schaflietzl Andreas, München (DEU)	911 GT3 Cup (991 Gen. II)	17	26:10.383 4 Runden	142.908 3 Runden	1:30.938 Rd.5	145.167
19	15	2c	ADAC Hessen-Thüringen Schlichenmeier Max, Frankfurt (DEU)	911 GT3 Cup (991 Gen. II)	15	22:20.528 6 Runden	147.716 2 Runden	1:28.253 Rd.9	149.584
NICHT GEWERTET - DNC									
	255	2d	FORCH RACING BY ATLAS WARD Kepka Maciej, Kraków (POL)	911 GT3 Cup (992)	8	12:15.753 13 Runden	143.539	1:29.827 Rd.7	146.962
	87	2d	Plusline Racing Team Rödiger Helmut, Hamburg (DEU)	911 GT3 Cup (992)	7	11:03.111 14 Runden	139.356	1:30.432 Rd.4	145.979



Datenservice und Zeitnahme:
wige SOLUTIONS GmbH & Co.KG, Meckenheim

Page 1

printed : 10.8.2024 - 16:53



Porsche Sports Cup Oschersleben

10. - 11. August 2024

Motorsport Arena Oschersleben, Länge 3667 m

Porsche Sprint Challenge GT3

Ergebnis Rennen 1

Gestartet : 21

Gewertet : 19

nicht gewertet : 2

PORSCHE

20 JAHRE
SPORTS CUP
DEUTSCHLAND

DMSB Reg.Nr. R14213/24

Pl.	Nr.	Kl.	Bewerber Fahrer, Ort	Fahrzeug Porsche Club Nr.:	Rd.	Zeit Rückstand	Schnitt Abstand	Schnellste Runde	km/h
-----	-----	-----	-------------------------	-------------------------------	-----	-------------------	--------------------	---------------------	------

SCHNELLSTE RUNDE: 57 Becker Ulrich 1:27.385 = 151.069 km/h

Vorbehaltlich der technischen Überprüfung !

Aushangzeit:

- Rennleiter:

- Zeitnahme:



Datenservice und Zeitnahme:
wige SOLUTIONS GmbH & Co.KG, Meckenheim

Page 2

printed : 10.8.2024 - 16:53



KESSLER

VELTINS

DMSB

Porsche Sports Cup Oschersleben

10. - 11. August 2024

Motorsport Arena Oschersleben, Länge 3667 m

Porsche Sprint Challenge GT3

Klassen - Ergebnis Rennen 1

PORSCHE

20 JAHRE SPORTS CUP DEUTSCHLAND

DMSB Reg.Nr. R14213/24

Gestartet : 21 Gewertet : 19 nicht gewertet : 2

Pl.	Nr.	Kl.	Bewerber Fahrer, Ort	Fahrzeug Porsche Club Nr.:	Rd.	Zeit Rückstand	Schnitt Abstand	Schnellste Runde	km/h
Kl.2c									
1	134	2c	Schafplitz Andreas, München (DEU)	911 GT3 Cup (991 Gen. II)	17	26:10.383 4 Runden	142.908 3 Runden	1:30.938 Rd.5	145.167
2	15	2c	ADAC Hessen-Thüringen Schlichenmeier Max, Frankfurt (DEU)	911 GT3 Cup (991 Gen. II)	15	22:20.528 6 Runden	147.716 2 Runden	1:28.253 Rd.9	149.584
SCHNELLSTE RUNDE : 15 Schlichenmeier Max 1:28.253 = 149.584 km/h									
Kl.2d									
1	107	2d	TEAM NEUHOFER RENNSPORT Neuhöfer Felix, Gröbenzell (DEU)	911 GT3 Cup (992)	21	30:55.894 01.200	149.376 01.200	1:27.615 Rd.6	150.673
2	7	2d	FORCH RACING BY ATLAS WARD Magdziarz Tomasz, Poznan (POL)	911 GT3 Cup (992)	21	31:01.239 06.545	148.947 05.345	1:27.628 Rd.8	150.650
3	22	2d	[a-workx] Motorsport Hardt Alex, Mechernich (DEU)	911 GT3 Cup (992)	21	31:01.513 06.819	148.925 00.274	1:27.497 Rd.11	150.876
4	111	2d	Stegmann Lorenz, Faid (DEU)	911 GT3 Cup (992)	21	31:01.738 07.044	148.907 00.225	1:27.852 Rd.11	150.266
5	72	2d	Team Laptime-Performance Nittel Tom, Adelmannsfelden (DEU)	911 GT3 Cup (992)	21	31:02.195 07.501	148.870 00.457	1:27.687 Rd.8	150.549
6	33	2d	Rehkopf Stefan, Bovenden (DEU)	911 GT3 Cup (992)	21	31:15.559 20.865	147.809 13.364	1:28.424 Rd.8	149.294
7	69	2d	FORCH RACING BY ATLAS WARD Górecki Mariusz, Olawa (POL)	911 GT3 Cup (992)	21	31:18.824 24.130	147.553 03.265	1:28.444 Rd.13	149.261
8	56	2d	Team Laptime-Performance Vateva Alexandra, Sofia (BUL)	911 GT3 Cup (992)	21	31:19.300 24.606	147.515 00.476	1:28.400 Rd.7	149.335
9	11	2d	SEEBACH Motorsport Caroli Steve, Annaberg-Buchholz (DEU)	911 GT3 Cup (992)	21	31:19.614 24.920	147.490 00.314	1:28.192 Rd.12	149.687
10	79	2d	FORCH RACING BY ATLAS WARD Szymanski Janusz, Poznan (POL)	911 GT3 Cup (992)	21	31:38.808 44.114	146.000 19.194	1:29.096 Rd.18	148.168
11	223	2d	Karlowski Matthias, Lünen (DEU)	911 GT3 Cup (992)	21	32:01.339 1:06.645	144.287 22.531	1:29.215 Rd.11	147.971
12	46	2d	Jiri Micanek Hrdlicka Josef, Milvesko (CZE)	911 GT3 Cup (992)	21	32:01.521 1:06.827	144.274 00.182	1:29.717 Rd.6	147.143
13	77	2d	[a-workx] Motorsport Team RaceData Franco Luis, München (DEU)	911 GT3 Cup (992)	21	32:19.011 1:24.317	142.972 17.490	1:30.257 Rd.12	146.262
14	24	2d	FORCH RACING BY ATLAS WARD Perel Michal, Slupsk (POL)	911 GT3 Cup (992)	20	30:12.873 1 Runde	145.638 1 Runde	1:29.102 Rd.13	148.158
15	176	2d	TEAM NEUHOFER RENNSPORT Zlof Manuel, München (DEU)	911 GT3 Cup (992)	20	31:06.207 1 Runde	141.476 53.334	1:30.875 Rd.11	145.268
16	105	2d	Team Laptime-Performance Jaeckel Ulrich, North Saanich BC (CAN)	911 GT3 Cup (992)	20	31:06.696 1 Runde	141.439 00.489	1:31.301 Rd.12	144.590
NICHT GEWERTET - DNC									
255	2d	FORCH RACING BY ATLAS WARD Kepka Maciej, Kraków (POL)	911 GT3 Cup (992)	8	12:15.753 13 Runden	143.539	1:29.827 Rd.7	146.962	
87	2d	Plusline Racing Team Rödig Helmut, Hamburg (DEU)	911 GT3 Cup (992)	7	11:03.111 14 Runden	139.356	1:30.432 Rd.4	145.979	
SCHNELLSTE RUNDE : 22 Hardt Alex 1:27.497 = 150.876 km/h									



Datenservice und Zeitnahme:
wige SOLUTIONS GmbH & Co.KG, Meckenheim

Page 1

printed : 10.8.2024 - 16:53



Porsche Sports Cup Oschersleben

10. - 11. August 2024

Motorsport Arena Oschersleben, Länge 3667 m

Porsche Sprint Challenge GT3

Klassen - Ergebnis Rennen 1

PORSCHE

20 JAHRE
SPORTS CUP
DEUTSCHLAND

DMSB Reg.Nr. R14213/24

Gestartet : 21 Gewertet : 19 nicht gewertet : 2

Pl.	Nr.	Kl.	Bewerber Fahrer, Ort	Fahrzeug Porsche Club Nr.:	Rd.	Zeit Rückstand	Schnitt Abstand	Schnellste Runde	km/h
Kl. 3d									
1	57	3d	Becker Ulrich, Marl (DEU)	911 GT3 R (991 Gen.I)	21	30:54.694	149.472	1:27.385 Rd.7	151.069
SCHNELLSTE RUNDE : 57 Becker Ulrich 1:27.385 = 151.069 km/h									

Vorbehaltlich der technischen Überprüfung !

Aushangzeit:	- Rennleiter:	- Zeitnahme:
--------------	---------------	--------------



Datenservice und Zeitnahme:
wige SOLUTIONS GmbH & Co.KG, Meckenheim

Page 2

printed : 10.8.2024 - 16:53



Porsche Sports Cup Oschersleben

10. - 11. August 2024

Motorsport Arena Oschersleben, Länge 3667 m

Porsche Sprint Challenge GT3

Einzelrundenzeiten Rennen 1

PORSCHE

20 JAHRE
SPORTS CUP
DEUTSCHLAND

DMSB Reg.Nr. R14213/24

7 Magdziarz, Tomasz / POL / 911 GT3 Cup (992)															
1	1:34.596	2	1:28.732	3	1:28.530	4	1:28.002	5	1:28.148	6	1:28.282	7	1:28.072	8	1:27.628
9	1:27.697	10	1:27.996	11	1:27.778	12	1:28.375	13	1:28.368	14	1:28.195	15	1:28.136	16	1:28.446
17	1:28.403	18	1:28.889	19	1:28.487	20	1:29.332	21	1:29.147						

11 Caroli, Steve / DEU / 911 GT3 Cup (992)															
1	1:37.501	2	1:30.731	3	1:31.305	4	1:29.287	5	1:28.928	6	1:30.111	7	1:28.543	8	1:28.317
9	1:28.553	10	1:28.720	11	1:28.750	12	1:28.192	13	1:29.128	14	1:28.521	15	1:28.698	16	1:29.255
17	1:28.906	18	1:28.893	19	1:28.900	20	1:29.088	21	1:29.287						

15 Schlichenmeier, Max / DEU / 911 GT3 Cup (991 Gen. II)															
1	1:37.017	2	1:29.598	3	1:28.768	4	1:28.469	5	1:28.932	6	1:28.542	7	1:28.681	8	1:28.550
9	1:28.253	10	1:28.884	11	1:29.120	12	1:28.702	13	1:29.055	14	1:28.869	15	1:29.088		

22 Hardt, Alex / DEU / 911 GT3 Cup (992)															
1	1:34.007	2	1:28.673	3	1:28.983	4	1:28.688	5	1:27.837	6	1:28.356	7	1:28.525	8	1:27.992
9	1:27.828	10	1:27.746	11	1:27.497	12	1:27.982	13	1:28.387	14	1:28.352	15	1:27.980	16	1:28.467
17	1:28.527	18	1:28.711	19	1:28.621	20	1:29.407	21	1:28.947						

24 Perel, Michal / POL / 911 GT3 Cup (992)															
1	1:40.533	2	1:31.153	3	1:31.511	4	1:31.376	5	1:30.185	6	1:30.530	7	1:29.509	8	1:29.262
9	1:29.536	10	1:29.987	11	1:29.553	12	1:31.256	13	1:29.102	14	1:29.924	15	1:29.912	16	1:29.595
17	1:29.432	18	1:29.855	19	1:29.532	20	1:31.130								

33 Rehkopf, Stefan / DEU / 911 GT3 Cup (992)															
1	1:36.037	2	1:29.760	3	1:29.057	4	1:28.499	5	1:28.799	6	1:28.796	7	1:28.531	8	1:28.424
9	1:28.552	10	1:28.830	11	1:28.890	12	1:28.976	13	1:28.714	14	1:28.550	15	1:28.965	16	1:29.021
17	1:29.914	18	1:29.102	19	1:29.165	20	1:29.272	21	1:29.705						

46 Hrdlicka, Josef / CZE / 911 GT3 Cup (992)															
1	1:44.210	2	1:32.672	3	1:31.044	4	1:31.329	5	1:33.284	6	1:29.717	7	1:30.103	8	1:30.956
9	1:31.669	10	1:30.060	11	1:29.913	12	1:30.096	13	1:31.109	14	1:30.627	15	1:30.899	16	1:30.639
17	1:30.462	18	1:30.700	19	1:30.339	20	1:30.482	21	1:31.211						

56 Vateva, Alexandra / BUL / 911 GT3 Cup (992)															
1	1:38.077	2	1:30.645	3	1:29.579	4	1:29.000	5	1:29.248	6	1:29.041	7	1:28.400	8	1:28.856
9	1:28.552	10	1:29.470	11	1:28.613	12	1:28.945	13	1:28.610	14	1:28.614	15	1:29.147	16	1:29.389
17	1:28.837	18	1:28.808	19	1:28.785	20	1:29.162	21	1:29.522						

57 Becker, Ulrich / DEU / 911 GT3 R (991 Gen.I)															
1	1:33.028	2	1:28.556	3	1:28.363	4	1:27.938	5	1:28.120	6	1:27.715	7	1:27.385	8	1:27.936
9	1:28.084	10	1:27.912	11	1:27.716	12	1:28.148	13	1:27.774	14	1:27.924	15	1:27.967	16	1:27.744
17	1:28.217	18	1:28.317	19	1:28.759	20	1:28.616	21	1:28.475						

Porsche Sports Cup Oschersleben

10. - 11. August 2024

Motorsport Arena Oschersleben, Länge 3667 m

Porsche Sprint Challenge GT3

Einzelrundenzeiten Rennen 1

PORSCHE

20 JAHRE
SPORTS CUP
DEUTSCHLAND

DMSB Reg.Nr. R14213/24

69 Górecki, Mariusz / POL / 911 GT3 Cup (992)															
1	1:36.884	2	1:31.106	3	1:29.509	4	1:29.321	5	1:29.219	6	1:28.940	7	1:28.642	8	1:28.539
9	1:28.832	10	1:29.608	11	1:28.516	12	1:29.063	13	1:28.444	14	1:28.712	15	1:29.133	16	1:29.206
17	1:28.851	18	1:28.759	19	1:29.055	20	1:29.142	21	1:29.343						

72 Nitte, Tom / DEU / 911 GT3 Cup (992)															
1	1:35.246	2	1:29.762	3	1:28.419	4	1:28.523	5	1:28.002	6	1:27.880	7	1:28.500	8	1:27.687
9	1:27.861	10	1:28.062	11	1:28.323	12	1:28.260	13	1:28.174	14	1:27.743	15	1:28.225	16	1:28.417
17	1:28.628	18	1:28.333	19	1:28.434	20	1:28.744	21	1:28.972						

77 Franco, Luis / DEU / 911 GT3 Cup (992)															
1	1:45.345	2	1:35.045	3	1:31.388	4	1:30.675	5	1:31.472	6	1:30.832	7	1:31.050	8	1:31.300
9	1:31.728	10	1:31.567	11	1:31.131	12	1:30.257	13	1:30.813	14	1:32.289	15	1:31.895	16	1:31.673
17	1:31.746	18	1:31.624	19	1:31.091	20	1:31.326	21	1:34.764						

79 Szymanski, Janusz / POL / 911 GT3 Cup (992)															
1	1:41.539	2	1:32.330	3	1:30.667	4	1:30.675	5	1:30.357	6	1:30.377	7	1:29.731	8	1:29.291
9	1:29.314	10	1:30.189	11	1:29.228	12	1:29.645	13	1:29.228	14	1:29.258	15	1:29.601	16	1:29.456
17	1:29.594	18	1:29.096	19	1:29.528	20	1:29.243	21	1:30.461						

87 Rödiger, Helmut / DEU / 911 GT3 Cup (992)															
1	1:43.636	2	1:34.430	3	1:31.101	4	1:30.432	5	1:32.002	6	1:40.588	7	1:30.922		

105 Jaeckel, Ulrich / CAN / 911 GT3 Cup (992)															
1	1:45.908	2	1:35.255	3	1:32.945	4	1:32.875	5	1:32.806	6	1:33.231	7	1:32.448	8	1:33.148
9	1:32.429	10	1:31.706	11	1:31.466	12	1:31.301	13	1:32.132	14	1:31.930	15	1:31.741	16	1:31.776
17	1:31.928	18	1:34.215	19	1:33.829	20	1:33.627								

107 Neuhofer, Felix / DEU / 911 GT3 Cup (992)															
1	1:33.680	2	1:28.716	3	1:28.437	4	1:28.080	5	1:27.956	6	1:27.615	7	1:27.829	8	1:27.785
9	1:27.699	10	1:27.929	11	1:27.764	12	1:28.199	13	1:27.926	14	1:28.087	15	1:27.622	16	1:28.305
17	1:28.140	18	1:28.518	19	1:28.581	20	1:28.777	21	1:28.249						

111 Stegmann, Lorenz / DEU / 911 GT3 Cup (992)															
1	1:35.272	2	1:29.266	3	1:28.208	4	1:28.278	5	1:28.001	6	1:27.995	7	1:28.467	8	1:28.035
9	1:28.002	10	1:28.049	11	1:27.852	12	1:28.088	13	1:28.478	14	1:27.917	15	1:28.298	16	1:28.077
17	1:28.756	18	1:28.342	19	1:28.462	20	1:29.172	21	1:28.723						

134 Schafflitzl, Andreas / DEU / 911 GT3 Cup (991 Gen. II)															
1	1:43.664	2	1:31.854	3	1:31.220	4	1:31.549	5	1:30.938	6	1:31.245	7	1:31.025	8	1:31.426
9	1:32.571	10	1:32.015	11	1:31.373	12	1:31.685	13	1:31.492	14	1:32.306	15	1:32.135	16	1:31.545
17	1:32.340														

176 Zlof, Manuel / DEU / 911 GT3 Cup (992)															
1	1:46.223	2	1:36.247	3	1:33.480	4	1:32.921	5	1:32.444	6	1:33.119	7	1:32.473	8	1:32.451



Datenservice und Zeitnahme:
wige SOLUTIONS GmbH & Co.KG, Meckenheim

Page 2

printed : 10.8.2024 - 16:53



Porsche Sports Cup Oschersleben

10. - 11. August 2024

Motorsport Arena Oschersleben, Länge 3667 m

Porsche Sprint Challenge GT3

Einzelrundenzeiten Rennen 1

PORSCHE

20 JAHRE
SPORTS CUP
DEUTSCHLAND

DMSB Reg.Nr. R14213/24

9	1:33.093	10	1:31.652	11	1:30.875	12	1:31.142	13	1:31.884	14	1:31.909	15	1:32.574	16	1:31.490
17	1:31.293	18	1:34.714	19	1:34.472	20	1:31.751								

223 Karlowski, Matthias / DEU / 911 GT3 Cup (992)

1	1:41.678	2	1:30.558	3	1:30.984	4	1:31.617	5	1:30.339	6	1:30.431	7	1:29.635	8	1:29.273
9	1:29.417	10	1:31.460	11	1:29.215	12	1:30.236	13	1:29.586	14	1:29.344	15	1:29.910	16	1:29.909
17	1:29.308	18	1:29.757	19	1:29.691	20	1:30.455	21	1:48.536						

255 Kepka, Maciej / POL / 911 GT3 Cup (992)

1	1:40.370	2	1:30.660	3	1:30.321	4	1:30.522	5	1:30.293	6	1:30.408	7	1:29.827	8	1:33.352
---	----------	---	----------	---	----------	---	----------	---	----------	---	----------	---	----------	---	----------



Datenservice und Zeitnahme:
wige SOLUTIONS GmbH & Co.KG, Meckenheim

Page 3

printed : 10.8.2024 - 16:53



Porsche Sports Cup Oschersleben

10. - 11. August 2024

Motorsport Arena Oschersleben, Länge 3667 m

Porsche Sprint Challenge GT3

Sektoren / Lap by Lap Rennen 1

PORSCHE

20 JAHRE
SPORTS CUP
DEUTSCHLAND

DMSB Reg.Nr. R14213/24

7 Tomasz Magdziarz , 911 GT3 Cup (992) / POL

Theoretische Bestzeit: 1:27.569

Lap	Time	S1	S2	S3	Vmax	Lap	Time	S1	S2	S3	Vmax				
1	1:34.596	37.117	179	31.530	219	25.949	187	12	1:28.375	31.914	183	30.856	218	25.605	190
2	1:28.732	32.139	181	30.882	219	25.711	187	13	1:28.368	31.738	182	30.817	218	25.813	188
3	1:28.530	31.956	183	30.834	218	25.740	187	14	1:28.195	31.797	183	30.792	219	25.606	189
4	1:28.002	31.939	183	30.551	218	25.512	188	15	1:28.136	31.759	183	30.796	218	25.581	189
5	1:28.148	31.780	182	30.740	218	25.628	189	16	1:28.446	31.780	183	30.979	219	25.687	188
6	1:28.282	32.001	183	30.736	218	25.545	189	17	1:28.403	31.956	182	30.895	217	25.552	189
7	1:28.072	31.836	183	30.711	219	25.525	189	18	1:28.889	31.845	183	31.214	218	25.830	189
8	1:27.628	31.683	183	30.526	218	25.419	189	19	1:28.487	31.859	183	30.923	218	25.705	189
9	1:27.697	31.654	183	30.590	217	25.453	188	20	1:29.332	31.791	183	31.634	219	25.907	189
10	1:27.996	31.909	183	30.560	218	25.527	189	21	1:29.147	31.793	183	31.399	218	25.955	188
11	1:27.778	31.713	183	30.496	217	25.569	188								

11 Steve Caroli , 911 GT3 Cup (992) / DEU

Theoretische Bestzeit: 1:28.031

Lap	Time	S1	S2	S3	Vmax	Lap	Time	S1	S2	S3	Vmax				
1	1:37.501	38.801	179	32.242	216	26.458	185	12	1:28.192	31.798	182	30.723	216	25.671	187
2	1:30.731	32.754	177	31.788	217	26.189	187	13	1:29.128	32.410	183	31.002	216	25.716	187
3	1:31.305	32.663	179	32.717	216	25.925	185	14	1:28.521	32.022	182	30.886	217	25.613	188
4	1:29.287	32.457	180	31.146	216	25.684	187	15	1:28.698	32.028	180	30.973	216	25.697	187
5	1:28.928	31.916	181	31.200	215	25.812	187	16	1:29.255	32.184	182	30.925	218	26.146	186
6	1:30.111	33.072	153	31.333	217	25.706	188	17	1:28.906	32.244	183	30.988	216	25.674	188
7	1:28.543	31.898	182	31.087	216	25.558	188	18	1:28.893	32.084	181	31.205	216	25.604	188
8	1:28.317	31.849	181	30.958	217	25.510	187	19	1:28.900	32.223	182	30.834	216	25.843	187
9	1:28.553	31.809	181	31.045	216	25.699	186	20	1:29.088	32.197	182	31.125	216	25.766	187
10	1:28.720	31.810	183	31.095	216	25.815	187	21	1:29.287	32.385	182	31.058	216	25.844	189
11	1:28.750	32.217	181	31.004	216	25.529	188								

15 Max Schlichenmeier , 911 GT3 Cup (991 Gen. II) / DEU

Theoretische Bestzeit: 1:28.203

Lap	Time	S1	S2	S3	Vmax	Lap	Time	S1	S2	S3	Vmax				
1	1:37.017	38.320	183	32.300	223	26.397	191	9	1:28.253	31.588	187	30.887	224	25.778	192
2	1:29.598	32.371	185	31.151	222	26.076	191	10	1:28.884	31.907	188	31.168	223	25.809	193
3	1:28.768	31.940	187	31.019	223	25.809	192	11	1:29.120	31.805	188	31.276	222	26.039	192
4	1:28.469	31.787	187	30.854	223	25.828	192	12	1:28.702	31.709	188	31.026	224	25.967	192
5	1:28.932	31.800	187	31.073	223	26.059	192	13	1:29.055	32.186	186	30.969	223	25.900	192
6	1:28.542	31.808	187	30.896	223	25.838	193	14	1:28.869	31.830	188	31.045	223	25.994	192
7	1:28.681	31.747	187	31.028	224	25.906	193	15	1:29.088	31.828	187	31.041	222	26.219	192
8	1:28.550	31.759	187	31.030	224	25.761	193								

22 Alex Hardt , 911 GT3 Cup (992) / DEU

Theoretische Bestzeit: 1:27.325

Lap	Time	S1	S2	S3	Vmax	Lap	Time	S1	S2	S3	Vmax				
1	1:34.007	36.905	176	31.289	218	25.813	188	12	1:27.982	31.613	183	30.807	219	25.562	190
2	1:28.673	32.175	179	30.788	219	25.710	188	13	1:28.387	31.806	183	30.857	217	25.724	190
3	1:28.983	32.198	182	30.702	219	26.083	167	14	1:28.352	31.803	183	30.862	218	25.687	190
4	1:28.688	32.498	182	30.599	218	25.591	189	15	1:27.980	31.614	183	30.821	217	25.545	190
5	1:27.837	31.674	183	30.674	219	25.489	190	16	1:28.467	31.748	182	31.012	219	25.707	189
6	1:28.356	31.986	183	30.878	218	25.492	190	17	1:28.527	31.882	183	30.948	217	25.697	189
7	1:28.525	31.934	184	30.870	218	25.721	189	18	1:28.711	31.670	184	31.136	219	25.905	190
8	1:27.992	31.478	183	30.856	218	25.658	189	19	1:28.621	31.853	184	30.999	218	25.769	188
9	1:27.828	31.780	183	30.400	218	25.648	188	20	1:29.407	31.748	184	31.496	218	26.163	187
10	1:27.746	31.779	183	30.455	217	25.512	189	21	1:28.947	31.694	183	31.231	218	26.022	188
11	1:27.497	31.648	183	30.402	218	25.447	189								



Datenservice und Zeitnahme:
wige SOLUTIONS GmbH & Co.KG, Meckenheim

Page 1

printed : 10.8.2024 - 16:53



Porsche Sports Cup Oschersleben

10. - 11. August 2024

Motorsport Arena Oschersleben, Länge 3667 m

Porsche Sprint Challenge GT3

Sektoren / Lap by Lap Rennen 1

PORSCHE

20 JAHRE
SPORTS CUP
DEUTSCHLAND

DMSB Reg.Nr. R14213/24

24 Michal Perel , 911 GT3 Cup (992) / POL

Theoretische Bestzeit: 1:28.971

Lap	Time	S1	S2	S3	Vmax	Lap	Time	S1	S2	S3	Vmax				
1	1:40.533	40.178	179	33.611	215	26.744	186	11	1:29.553	32.276	183	31.151	217	26.126	188
2	1:31.153	33.026	178	31.757	217	26.370	186	12	1:31.256	32.155	182	32.910	216	26.191	187
3	1:31.511	32.809	182	31.881	216	26.821	180	13	1:29.102	31.926	183	31.017	218	26.159	187
4	1:31.376	33.114	182	31.711	215	26.551	187	14	1:29.924	32.240	181	31.436	216	26.248	187
5	1:30.185	32.225	182	31.535	218	26.425	186	15	1:29.912	32.307	181	31.233	219	26.372	187
6	1:30.530	32.476	181	31.338	217	26.716	187	16	1:29.595	32.214	183	31.298	216	26.083	188
7	1:29.509	32.241	183	31.197	217	26.071	189	17	1:29.432	32.227	184	31.081	218	26.124	188
8	1:29.262	32.056	182	31.065	218	26.141	187	18	1:29.855	32.328	181	31.499	215	26.028	187
9	1:29.536	32.068	183	31.280	217	26.188	187	19	1:29.532	32.247	183	31.117	218	26.168	188
10	1:29.987	32.440	182	31.202	216	26.345	188	20	1:31.130	32.306	183	31.487	216	27.337	187

33 Stefan Rehkopf , 911 GT3 Cup (992) / DEU

Theoretische Bestzeit: 1:28.343

Lap	Time	S1	S2	S3	Vmax	Lap	Time	S1	S2	S3	Vmax				
1	1:36.037	37.657	180	32.361	216	26.019	186	12	1:28.976	32.028	182	31.072	218	25.876	188
2	1:29.760	32.583	180	31.246	217	25.931	188	13	1:28.714	31.901	182	31.026	217	25.787	187
3	1:29.057	32.108	181	31.091	217	25.858	188	14	1:28.550	32.014	183	30.793	218	25.743	188
4	1:28.499	31.921	182	30.857	217	25.721	187	15	1:28.965	32.097	182	31.094	216	25.774	189
5	1:28.799	32.036	182	31.017	217	25.746	187	16	1:29.021	32.054	181	31.152	218	25.815	188
6	1:28.796	32.016	182	30.934	217	25.846	188	17	1:29.914	32.290	182	31.440	216	26.184	188
7	1:28.531	31.874	182	30.861	217	25.796	188	18	1:29.102	32.085	182	31.256	217	25.761	188
8	1:28.424	31.955	182	30.761	218	25.708	188	19	1:29.165	32.233	182	31.101	217	25.831	188
9	1:28.552	31.976	181	30.768	217	25.808	187	20	1:29.272	32.113	183	31.334	217	25.825	188
10	1:28.830	32.073	182	31.020	216	25.737	188	21	1:29.705	32.153	181	31.306	216	26.246	187
11	1:28.890	32.032	182	31.013	218	25.845	188								

46 Josef Hrdlicka , 911 GT3 Cup (992) / CZE

Theoretische Bestzeit: 1:29.621

Lap	Time	S1	S2	S3	Vmax	Lap	Time	S1	S2	S3	Vmax				
1	1:44.210	41.965	177	34.151	200	28.094	187	12	1:30.096	32.433	181	31.440	218	26.223	189
2	1:32.672	33.787	176	32.385	216	26.500	187	13	1:31.109	32.542	183	31.968	217	26.599	189
3	1:31.044	32.935	181	31.619	217	26.490	184	14	1:30.627	32.572	182	31.684	217	26.371	190
4	1:31.329	32.974	181	31.813	216	26.542	187	15	1:30.899	32.562	180	31.957	217	26.380	189
5	1:33.284	32.855	180	32.333	212	28.096	186	16	1:30.639	32.529	183	31.799	217	26.311	189
6	1:29.717	32.445	179	31.341	217	25.931	189	17	1:30.462	32.479	180	31.906	217	26.077	190
7	1:30.103	32.424	182	31.368	217	26.311	188	18	1:30.700	32.356	183	32.046	217	26.298	189
8	1:30.956	32.395	182	32.102	217	26.459	189	19	1:30.339	32.417	182	31.710	217	26.212	188
9	1:31.669	32.790	183	32.353	217	26.526	185	20	1:30.482	32.532	182	31.703	218	26.247	189
10	1:30.060	32.492	182	31.418	217	26.150	188	21	1:31.211	33.290	182	31.810	217	26.111	188
11	1:29.913	32.425	182	31.564	218	25.924	189								

56 Alexandra Vateva , 911 GT3 Cup (992) / BUL

Theoretische Bestzeit: 1:28.131

Lap	Time	S1	S2	S3	Vmax	Lap	Time	S1	S2	S3	Vmax				
1	1:38.077	39.093	180	32.606	215	26.378	186	12	1:28.945	31.852	182	30.819	217	26.274	188
2	1:30.645	32.624	181	31.915	216	26.106	186	13	1:28.610	31.994	184	31.019	217	25.597	187
3	1:29.579	32.475	182	31.406	216	25.698	186	14	1:28.614	31.841	184	31.107	217	25.666	188
4	1:29.000	32.182	183	30.929	216	25.889	187	15	1:29.147	32.061	183	31.290	216	25.796	187
5	1:29.248	32.129	183	31.325	216	25.794	187	16	1:29.389	32.006	183	30.973	218	26.410	185
6	1:29.041	32.279	183	31.018	217	25.744	188	17	1:28.837	32.084	183	30.996	217	25.757	188
7	1:28.400	31.765	183	30.963	217	25.672	189	18	1:28.808	32.011	183	30.922	218	25.875	188
8	1:28.856	32.015	183	31.115	217	25.726	189	19	1:28.785	32.137	183	30.780	217	25.868	188
9	1:28.552	31.951	182	31.015	216	25.586	187	20	1:29.162	32.042	183	31.280	217	25.840	188
10	1:29.470	31.881	184	31.825	216	25.764	188	21	1:29.522	32.131	182	31.351	216	26.040	188
11	1:28.613	31.896	184	30.944	218	25.773	188								



Datenservice und Zeitnahme:
wige SOLUTIONS GmbH & Co.KG, Meckenheim

Page 2

printed : 10.8.2024 - 16:53



Porsche Sports Cup Oschersleben

10. - 11. August 2024

Motorsport Arena Oschersleben, Länge 3667 m

Porsche Sprint Challenge GT3

Sektoren / Lap by Lap Rennen 1

PORSCHE

20 JAHRE
SPORTS CUP
DEUTSCHLAND

DMSB Reg.Nr. R14213/24

57 Ulrich Becker , 911 GT3 R (991 Gen.I) / DEU

Theoretische Bestzeit: 1:27.385

Lap	Time	S1	S2	S3	Vmax	Lap	Time	S1	S2	S3	Vmax				
1	1:33.028	36.119	183	31.130	222	25.779	191	12	1:28.148	31.731	186	30.754	221	25.663	193
2	1:28.556	32.011	184	30.945	221	25.600	191	13	1:27.774	31.552	186	30.642	221	25.580	192
3	1:28.363	31.966	186	30.825	220	25.572	190	14	1:27.924	31.665	186	30.715	221	25.544	192
4	1:27.938	31.750	186	30.699	220	25.489	191	15	1:27.967	31.696	186	30.674	222	25.597	193
5	1:28.120	31.842	185	30.823	220	25.455	192	16	1:27.744	31.688	185	30.554	222	25.502	192
6	1:27.715	31.589	186	30.635	221	25.491	192	17	1:28.217	31.727	187	30.983	220	25.507	192
7	1:27.385	31.524	186	30.469	222	25.392	192	18	1:28.317	31.982	185	30.683	221	25.652	191
8	1:27.936	31.574	186	30.779	220	25.583	192	19	1:28.759	32.023	186	30.917	219	25.819	191
9	1:28.084	31.726	185	30.799	221	25.559	191	20	1:28.616	31.938	186	30.894	219	25.784	191
10	1:27.912	31.586	187	30.761	219	25.565	192	21	1:28.475	31.905	187	31.029	219	25.541	191
11	1:27.716	31.646	186	30.664	221	25.406	192								

69 Mariusz Górecki , 911 GT3 Cup (992) / POL

Theoretische Bestzeit: 1:28.214

Lap	Time	S1	S2	S3	Vmax	Lap	Time	S1	S2	S3	Vmax				
1	1:36.884	38.028	178	32.433	218	26.423	188	12	1:29.063	31.744	183	31.099	216	26.220	187
2	1:31.106	32.908	181	31.876	218	26.322	188	13	1:28.444	31.869	183	30.987	217	25.588	188
3	1:29.509	32.388	182	31.098	218	26.023	187	14	1:28.712	31.986	183	30.978	218	25.748	188
4	1:29.321	32.252	182	31.098	216	25.971	187	15	1:29.133	32.192	183	30.921	219	26.020	189
5	1:29.219	32.145	183	31.203	218	25.871	188	16	1:29.206	32.051	183	30.893	219	26.262	188
6	1:28.940	31.983	183	31.138	216	25.819	189	17	1:28.851	32.023	183	31.168	217	25.660	189
7	1:28.642	31.743	183	31.118	218	25.781	188	18	1:28.759	31.988	182	31.119	217	25.652	189
8	1:28.539	32.061	183	30.900	218	25.578	189	19	1:29.055	32.040	183	31.082	218	25.933	188
9	1:28.832	31.930	183	31.126	217	25.776	187	20	1:29.142	32.018	183	31.109	219	26.015	188
10	1:29.608	32.044	183	31.743	217	25.821	188	21	1:29.343	32.019	183	31.407	216	25.917	189
11	1:28.516	31.828	182	30.950	218	25.738	188								

72 Tom Nittel , 911 GT3 Cup (992) / DEU

Theoretische Bestzeit: 1:27.473

Lap	Time	S1	S2	S3	Vmax	Lap	Time	S1	S2	S3	Vmax				
1	1:35.246	36.962	176	32.103	218	26.181	178	12	1:28.260	31.619	184	31.063	218	25.578	187
2	1:29.762	33.012	183	30.895	219	25.855	188	13	1:28.174	31.761	184	30.850	219	25.563	188
3	1:28.419	31.934	183	30.890	219	25.595	186	14	1:27.743	31.672	184	30.606	219	25.465	189
4	1:28.523	31.948	183	30.728	218	25.847	178	15	1:28.225	31.849	184	30.806	218	25.570	189
5	1:28.002	31.994	183	30.498	218	25.510	188	16	1:28.417	31.759	184	30.872	219	25.786	189
6	1:27.880	31.670	183	30.598	218	25.612	189	17	1:28.628	31.906	184	31.011	216	25.711	189
7	1:28.500	31.683	184	30.747	219	26.070	189	18	1:28.333	31.782	184	30.939	218	25.612	189
8	1:27.687	31.510	184	30.632	219	25.545	187	19	1:28.434	31.982	183	30.794	219	25.658	189
9	1:27.861	31.589	184	30.726	219	25.546	189	20	1:28.744	31.887	183	30.957	219	25.900	190
10	1:28.062	31.733	184	30.752	218	25.577	190	21	1:28.972	32.050	183	31.003	218	25.919	190
11	1:28.323	31.697	184	30.926	217	25.700	188								

77 Luis Franco , 911 GT3 Cup (992) / DEU

Theoretische Bestzeit: 1:30.207

Lap	Time	S1	S2	S3	Vmax	Lap	Time	S1	S2	S3	Vmax				
1	1:45.345	42.688	174	33.907	212	28.750	184	12	1:30.257	32.737	180	31.350	217	26.170	188
2	1:35.045	34.920	177	32.924	213	27.201	184	13	1:30.813	32.845	182	31.370	217	26.598	188
3	1:31.388	33.376	179	31.603	216	26.409	187	14	1:32.289	33.025	181	32.256	215	27.008	187
4	1:30.675	32.687	181	31.423	216	26.565	187	15	1:31.895	33.006	180	32.006	217	26.883	188
5	1:31.472	33.066	181	31.828	215	26.578	187	16	1:31.673	32.949	183	31.916	216	26.808	188
6	1:30.832	32.747	182	31.492	216	26.593	187	17	1:31.746	33.024	181	31.936	213	26.786	178
7	1:31.050	32.933	179	31.463	216	26.654	186	18	1:31.624	33.103	181	31.991	214	26.530	188
8	1:31.300	33.124	178	31.612	216	26.564	187	19	1:31.091	32.937	181	31.599	216	26.555	186
9	1:31.728	33.384	181	31.695	216	26.649	187	20	1:31.326	32.781	180	31.606	216	26.939	186
10	1:31.567	32.852	183	32.252	215	26.463	187	21	1:34.764	34.637	181	32.555	213	27.572	186
11	1:31.131	33.108	180	31.646	216	26.377	188								



Datenservice und Zeitnahme:
wige SOLUTIONS GmbH & Co.KG, Meckenheim

Page 3

printed : 10.8.2024 - 16:53



Porsche Sports Cup Oschersleben

10. - 11. August 2024

Motorsport Arena Oschersleben, Länge 3667 m

Porsche Sprint Challenge GT3

Sektoren / Lap by Lap Rennen 1

PORSCHE

20 JAHRE SPORTS CUP DEUTSCHLAND

DMSB Reg.Nr. R14213/24

79 Janusz Szymanski , 911 GT3 Cup (992) / POL

Theoretische Bestzeit: 1:28.604

Lap	Time	S1	S2	S3	Vmax	Lap	Time	S1	S2	S3	Vmax				
1	1:41.539	40.620	176	33.866	214	27.053	186	12	1:29.645	32.000	183	31.652	218	25.993	187
2	1:32.330	34.495	177	31.612	217	26.223	186	13	1:29.228	32.199	181	31.126	216	25.903	187
3	1:30.667	32.994	180	31.533	217	26.140	187	14	1:29.258	32.146	182	31.066	217	26.046	187
4	1:30.675	32.942	181	31.468	217	26.265	187	15	1:29.601	32.203	181	31.432	216	25.966	188
5	1:30.357	32.833	180	31.308	217	26.216	186	16	1:29.456	32.354	180	31.113	216	25.989	187
6	1:30.377	32.500	183	31.334	217	26.543	186	17	1:29.594	32.294	182	31.195	216	26.105	186
7	1:29.731	32.359	183	31.226	218	26.146	188	18	1:29.096	32.270	182	31.083	217	25.743	188
8	1:29.291	32.233	183	31.001	218	26.057	188	19	1:29.528	32.334	182	31.296	216	25.898	188
9	1:29.314	32.282	181	31.063	218	25.969	187	20	1:29.243	32.214	181	31.216	216	25.813	187
10	1:30.189	32.446	181	31.318	214	26.425	187	21	1:30.461	32.467	181	31.522	216	26.472	185
11	1:29.228	32.466	182	30.861	218	25.901	189								

87 Helmut Rödiger , 911 GT3 Cup (992) / DEU

Theoretische Bestzeit: 1:29.635

Lap	Time	S1	S2	S3	Vmax	Lap	Time	S1	S2	S3	Vmax				
1	1:43.636	41.350	176	34.378	207	27.908	183	5	1:32.002	33.104	174	31.840	211	27.058	185
2	1:34.430	34.392	175	33.259	214	26.779	186	6	1:40.588	33.586	179	40.336	171	26.666	186
3	1:31.101	33.005	177	31.738	216	26.358	185	7	1:30.922	32.241	182	32.686	213	25.995	186
4	1:30.432	32.482	182	31.399	215	26.551	187								

105 Ulrich Jaeckel , 911 GT3 Cup (992) / CAN

Theoretische Bestzeit: 1:31.172

Lap	Time	S1	S2	S3	Vmax	Lap	Time	S1	S2	S3	Vmax				
1	1:45.908	43.097	175	34.991	214	27.820	184	11	1:31.466	32.853	178	32.138	216	26.475	186
2	1:35.255	35.122	177	33.213	215	26.920	185	12	1:31.301	32.942	179	31.958	217	26.401	187
3	1:32.945	33.557	178	32.709	216	26.679	185	13	1:32.132	32.936	179	32.458	216	26.738	186
4	1:32.875	33.368	179	32.796	216	26.711	184	14	1:31.930	32.813	180	32.240	216	26.877	184
5	1:32.806	33.583	178	32.498	214	26.725	187	15	1:31.741	33.008	178	32.257	216	26.476	185
6	1:33.231	33.148	178	32.996	200	27.087	185	16	1:31.776	32.984	179	32.290	213	26.502	186
7	1:32.448	33.335	177	32.353	215	26.760	185	17	1:31.928	33.060	178	32.082	214	26.786	184
8	1:33.148	32.981	178	33.526	214	26.641	187	18	1:34.215	33.407	178	33.272	168	27.536	187
9	1:32.429	33.213	176	32.529	215	26.687	185	19	1:33.829	33.201	180	32.913	192	27.715	185
10	1:31.706	33.136	179	32.041	216	26.529	186	20	1:33.627	33.774	179	32.185	215	27.668	181

107 Felix Neuhofer , 911 GT3 Cup (992) / DEU

Theoretische Bestzeit: 1:27.489

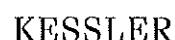
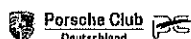
Lap	Time	S1	S2	S3	Vmax	Lap	Time	S1	S2	S3	Vmax				
1	1:33.680	36.572	177	31.246	216	25.862	186	12	1:28.199	31.731	182	30.733	215	25.735	187
2	1:28.716	32.016	180	30.887	216	25.813	186	13	1:27.926	31.631	181	30.639	216	25.656	187
3	1:28.437	32.136	182	30.740	216	25.561	186	14	1:28.087	31.863	182	30.660	216	25.564	188
4	1:28.080	31.952	182	30.690	215	25.438	187	15	1:27.622	31.633	183	30.531	216	25.458	188
5	1:27.956	31.778	180	30.620	216	25.558	187	16	1:28.305	31.956	182	30.619	218	25.730	187
6	1:27.615	31.612	182	30.439	216	25.564	187	17	1:28.140	31.874	183	30.584	216	25.682	188
7	1:27.829	31.664	182	30.559	216	25.606	187	18	1:28.518	31.989	182	30.688	216	25.841	188
8	1:27.785	31.706	182	30.482	216	25.597	188	19	1:28.581	31.794	183	30.736	216	26.051	186
9	1:27.699	31.683	182	30.497	216	25.519	187	20	1:28.777	32.064	182	30.969	216	25.744	187
10	1:27.929	31.643	183	30.659	215	25.627	188	21	1:28.249	31.829	182	30.759	216	25.661	187
11	1:27.764	31.717	182	30.594	216	25.453	187								



Datenservice und Zeitnahme:
wige SOLUTIONS GmbH & Co.KG, Meckenheim

Page 4

printed : 10.8.2024 - 16:53



Porsche Sports Cup Oschersleben

10. - 11. August 2024

Motorsport Arena Oschersleben, Länge 3667 m

Porsche Sprint Challenge GT3

Sektoren / Lap by Lap Rennen 1

PORSCHE

20 JAHRE
SPORTS CUP
DEUTSCHLAND

DMSB Reg.Nr. R14213/24

111 Lorenz Stegmann , 911 GT3 Cup (992) / DEU

Theoretische Bestzeit: 1:27.654

Lap	Time	S1	S2	S3	Vmax	Lap	Time	S1	S2	S3	Vmax
1	1:35.272	37.276	179	32.105	217	25.891	187				
2	1:29.266	32.695	181	30.751	217	25.820	187				
3	1:28.208	32.052	182	30.706	218	25.450	187				
4	1:28.278	32.184	182	30.718	217	25.376	188				
5	1:28.001	31.867	182	30.566	218	25.568	189				
6	1:27.995	31.901	183	30.544	218	25.550	189				
7	1:28.467	32.023	183	30.731	218	25.713	189				
8	1:28.035	31.822	183	30.655	218	25.558	189				
9	1:28.002	31.840	183	30.616	217	25.546	188				
10	1:28.049	31.814	183	30.769	216	25.466	189				
11	1:27.852	31.785	183	30.563	218	25.504	189				
12	1:28.088	31.815	182	30.708	216	25.565	187				
13	1:28.478	32.104	183	30.789	216	25.585	188				
14	1:27.917	31.734	183	30.644	218	25.539	188				
15	1:28.298	32.001	183	30.721	218	25.576	189				
16	1:28.077	31.940	183	30.599	218	25.538	188				
17	1:28.756	32.022	183	31.058	217	25.676	187				
18	1:28.342	31.964	183	30.719	218	25.659	188				
19	1:28.462	32.041	183	30.841	219	25.580	188				
20	1:29.172	31.966	182	30.936	218	26.270	183				
21	1:28.723	31.956	183	30.863	218	25.904	190				

134 Andreas Schafitzl , 911 GT3 Cup (991 Gen. II) / DEU

Theoretische Bestzeit: 1:30.657

Lap	Time	S1	S2	S3	Vmax	Lap	Time	S1	S2	S3	Vmax
1	1:43.664	41.588	181	34.458	204	27.618	194				
2	1:31.854	33.026	185	32.170	223	26.658	194				
3	1:31.220	32.942	186	31.557	226	26.721	192				
4	1:31.549	32.778	188	31.965	222	26.806	194				
5	1:30.938	32.442	188	31.781	225	26.715	193				
6	1:31.245	32.628	189	31.869	222	26.748	192				
7	1:31.025	32.565	187	31.792	225	26.668	194				
8	1:31.426	32.665	187	31.963	225	26.798	194				
9	1:32.571	32.701	186	32.146	224	27.724	188				
10	1:32.015	33.156	187	32.040	224	26.819	194				
11	1:31.373	32.754	187	31.659	225	26.960	192				
12	1:31.685	32.736	185	32.032	225	26.917	193				
13	1:31.492	32.852	187	31.880	224	26.760	193				
14	1:32.306	33.037	186	32.304	221	26.965	193				
15	1:32.135	33.159	186	31.960	225	27.016	194				
16	1:31.545	32.879	186	31.933	225	26.733	193				
17	1:32.340	32.900	186	32.051	225	27.389	136				

176 Manuel Zlof , 911 GT3 Cup (992) / DEU

Theoretische Bestzeit: 1:30.820

Lap	Time	S1	S2	S3	Vmax	Lap	Time	S1	S2	S3	Vmax
1	1:46.223	43.557	176	34.946	209	27.720	181				
2	1:36.247	36.005	174	33.319	210	26.923	183				
3	1:33.480	33.717	178	32.789	213	26.974	183				
4	1:32.921	33.882	177	32.461	211	26.578	184				
5	1:32.444	33.450	178	32.317	212	26.677	183				
6	1:33.119	33.696	179	32.439	211	26.984	184				
7	1:32.473	33.519	179	32.360	212	26.594	185				
8	1:32.451	32.998	179	32.731	213	26.722	185				
9	1:33.093	33.089	179	32.738	212	27.266	185				
10	1:31.652	33.206	179	31.952	213	26.494	185				
11	1:30.875	32.765	179	31.818	213	26.292	185				
12	1:31.142	32.835	179	31.932	214	26.375	185				
13	1:31.884	33.110	179	32.111	213	26.663	185				
14	1:31.909	32.876	177	32.371	213	26.662	185				
15	1:32.574	33.092	177	33.011	211	26.471	181				
16	1:31.490	33.100	179	32.072	213	26.318	185				
17	1:31.293	33.221	177	31.763	213	26.309	183				
18	1:34.714	33.750	179	33.319	164	27.645	183				
19	1:34.472	33.369	179	33.855	146	27.248	185				
20	1:31.751	32.947	179	31.959	212	26.845	182				

223 Matthias Karlowski , 911 GT3 Cup (992) / DEU

Theoretische Bestzeit: 1:28.958

Lap	Time	S1	S2	S3	Vmax	Lap	Time	S1	S2	S3	Vmax
1	1:41.678	40.748	180	33.914	215	27.016	186				
2	1:30.558	33.436	181	31.081	217	26.041	186				
3	1:30.984	32.550	182	31.833	216	26.601	184				
4	1:31.617	33.392	183	31.709	216	26.516	186				
5	1:30.339	32.379	181	31.490	216	26.470	186				
6	1:30.431	32.397	182	31.409	216	26.625	187				
7	1:29.635	32.214	184	31.259	217	26.162	187				
8	1:29.273	32.183	182	31.078	216	26.012	187				
9	1:29.417	32.180	183	31.170	216	26.067	188				
10	1:31.460	32.440	181	31.590	212	27.430	187				
11	1:29.215	32.277	183	30.934	217	26.004	188				
12	1:30.236	32.167	183	31.700	215	26.369	187				
13	1:29.586	32.287	181	31.147	216	26.152	187				
14	1:29.344	32.301	182	31.049	216	25.994	187				
15	1:29.910	32.271	182	31.465	216	26.174	187				
16	1:29.909	32.256	180	31.333	216	26.320	186				
17	1:29.308	32.038	182	31.284	216	25.986	187				
18	1:29.757	32.134	182	31.494	214	26.129	188				
19	1:29.691	32.177	183	31.357	216	26.157	187				
20	1:30.455	32.223	182	31.322	215	26.910	183				
21	1:48.536	48.303	172	33.151	212	27.082	186				



Datenservice und Zeitnahme:
wige SOLUTIONS GmbH & Co.KG, Meckenheim

Page 5

printed : 10.8.2024 - 16:53



Porsche Sports Cup Oschersleben

10. - 11. August 2024

Motorsport Arena Oschersleben, Länge 3667 m

Porsche Sprint Challenge GT3

Sektoren / Lap by Lap Rennen 1

PORSCHE

20 JAHRE
SPORTS CUP
DEUTSCHLAND

DMSB Reg.Nr. R14213/24

255 Maciej Kepka , 911 GT3 Cup (992) / POL

Theoretische Bestzeit: 1:29.383

Lap	Time	S1	S2	S3	Vmax	Lap	Time	S1	S2	S3	Vmax				
1	1:40.370	39.997	179	33.158	215	27.215	186	5	1:30.293	32.808	180	31.490	216	25.995	187
2	1:30.660	32.831	179	31.771	216	26.058	187	6	1:30.408	32.435	180	31.870	215	26.103	188
3	1:30.321	32.395	181	31.576	217	26.350	185	7	1:29.827	32.086	182	31.644	216	26.097	185
4	1:30.522	32.128	181	31.926	214	26.468	172	8	1:33.352	32.633	179	31.302	215	29.417	146



Datenservice und Zeitnahme:
wige SOLUTIONS GmbH & Co.KG, Meckenheim

Page 6

printed : 10.8.2024 - 16:53



Porsche Sports Cup Oschersleben

10. - 11. August 2024

Motorsport Arena Oschersleben, Länge 3667 m

Porsche Sprint Challenge GT3

Persönliche Bestwerte Rennen 1

PORSCHE

20 JAHRE
SPORTS CUP
DEUTSCHLAND

DMSB Reg.Nr. R14213/24

Sector 1				Sector 2		Sector 3		theoretische Bestzeit					
Pos.	No	Name	Zeit	No	Name	Zeit	No	Name	theoretische	Best	Pos		
1	22	Hardt A.	31.478	22	Hardt A.	30.400	111	Stegmann L.	25.376	22	Hardt A.	1:27.325	1:27.497
2	72	Nittel T.	31.510	107	Neuhofer F.	30.439	57	Becker U.	25.392	57	Becker U.	1:27.385	1:27.385
3	57	Becker U.	31.524	57	Becker U.	30.469	7	Magdziarz T.	25.419	72	Nittel T.	1:27.473	1:27.687
4	15	Schlichenmeier M.	31.588	7	Magdziarz T.	30.496	107	Neuhofer F.	25.438	107	Neuhofer F.	1:27.489	1:27.615
5	107	Neuhofer F.	31.612	72	Nittel T.	30.498	22	Hardt A.	25.447	7	Magdziarz T.	1:27.569	1:27.628
6	7	Magdziarz T.	31.654	111	Stegmann L.	30.544	72	Nittel T.	25.465	111	Stegmann L.	1:27.654	1:27.852
7	111	Stegmann L.	31.734	11	Caroli S.	30.723	11	Caroli S.	25.510	11	Caroli S.	1:28.031	1:28.192
8	69	Górecki M.	31.743	33	Rehkopf S.	30.761	69	Górecki M.	25.578	56	Vateva A.	1:28.131	1:28.400
9	56	Vateva A.	31.765	56	Vateva A.	30.780	56	Vateva A.	25.586	15	Schlichenmeier M.	1:28.203	1:28.253
10	11	Caroli S.	31.798	15	Schlichenmeier M.	30.854	33	Rehkopf S.	25.708	69	Górecki M.	1:28.214	1:28.444
11	33	Rehkopf S.	31.874	79	Szymanski J.	30.861	79	Szymanski J.	25.743	33	Rehkopf S.	1:28.343	1:28.424
12	24	Perel M.	31.926	69	Górecki M.	30.893	15	Schlichenmeier M.	25.761	79	Szymanski J.	1:28.604	1:29.096
13	79	Szymanski J.	32.000	223	Karlowski M.	30.934	46	Hrdlicka J.	25.924	223	Karlowski M.	1:28.958	1:29.215
14	223	Karlowski M.	32.038	24	Perel M.	31.017	223	Karlowski M.	25.986	24	Perei M.	1:28.971	1:29.102
15	255	Kepka M.	32.086	255	Kepka M.	31.302	255	Kepka M.	25.995	255	Kepka M.	1:29.383	1:29.827
16	87	Rödиг H.	32.241	46	Hrdlicka J.	31.341	87	Rödиг H.	25.995	46	Hrdlicka J.	1:29.621	1:29.717
17	46	Hrdlicka J.	32.366	77	Franco L.	31.350	24	Perel M.	26.028	87	Rödиг H.	1:29.635	1:30.432
18	134	Schafflitzl A.	32.442	87	Rödиг H.	31.399	77	Franco L.	26.170	77	Franco L.	1:30.207	1:30.257
19	77	Franco L.	32.687	134	Schafflitzl A.	31.557	176	Zlof M.	26.292	134	Schafflitzl A.	1:30.657	1:30.938
20	176	Zlof M.	32.765	176	Zlof M.	31.763	105	Jaeckel U.	26.401	176	Zlof M.	1:30.820	1:30.875
21	105	Jaeckel U.	32.813	105	Jaeckel U.	31.958	134	Schafflitzl A.	26.658	105	Jaeckel U.	1:31.172	1:31.301



Datenservice und Zeitnahme:
wige SOLUTIONS GmbH & Co.KG, Meckenheim

Page 1

printed : 10.8.2024 - 16:53



Porsche Sports Cup Oschersleben

10. - 11. August 2024

Motorsport Arena Oschersleben, Länge 3667 m

Porsche Sprint Challenge GT3

Speedmessung Rennen 1

PORSCHE

20 JAHRE
SPORTS CUP
DEUTSCHLAND

DMSB Reg.Nr. R14213/24

Rang	StNr	Fahrer	Fahrzeug	Speed
1	134	Schafnitzl Andreas	911 GT3 Cup (991 Gen. II)	226
2	15	Schlichenmeier Max	911 GT3 Cup (991 Gen. II)	224
3	57	Becker Ulrich	911 GT3 R (991 Gen.I)	222
4	7	Magdziarz Tomasz	911 GT3 Cup (992)	219
4	22	Hardt Alex	911 GT3 Cup (992)	219
4	24	Perel Michal	911 GT3 Cup (992)	219
4	69	Górecki Mariusz	911 GT3 Cup (992)	219
4	72	Nittel Tom	911 GT3 Cup (992)	219
4	111	Stegmann Lorenz	911 GT3 Cup (992)	219
10	11	Caroli Steve	911 GT3 Cup (992)	218
10	33	Rehkopf Stefan	911 GT3 Cup (992)	218
10	46	Hrdlicka Josef	911 GT3 Cup (992)	218
10	56	Vateva Alexandra	911 GT3 Cup (992)	218
10	79	Szymanski Janusz	911 GT3 Cup (992)	218
10	107	Neuhofer Felix	911 GT3 Cup (992)	218
16	77	Franco Luis	911 GT3 Cup (992)	217
16	105	Jaeckel Ulrich	911 GT3 Cup (992)	217
16	223	Karlowski Matthias	911 GT3 Cup (992)	217
16	255	Kepka Maciej	911 GT3 Cup (992)	217
20	87	Rödig Helmut	911 GT3 Cup (992)	216
21	176	Zlof Manuel	911 GT3 Cup (992)	214



Datenservice und Zeitnahme:
wige SOLUTIONS GmbH & Co.KG, Meckenheim

Page 1

printed : 10.8.2024 - 16:53



LAPCHART Rennen 1

Porsche Sprint Challenge GT3

(004) Porsche Sports Cup Oschersleben

POS	1	2	3	4	5	6	7	8	9	10	11	12	13	14	15	16	17	18	19	20	21	
LAP1	57	107	22	7	72	111	33	69	15	11	56	255	24	79	223	87	134	46	87	77	105	176
LAP2	57	107	22	7	111	72	33	15	69	11	56	255	24	223	79	134	46	87	77	105	176	
LAP3	57	107	22	7	111	72	33	15	69	56	11	255	24	223	79	134	46	87	77	105	176	
LAP4	57	107	7	22	111	72	33	15	69	56	11	255	24	223	79	134	46	87	77	105	176	
LAP5	57	107	7	22	111	72	33	15	69	56	11	255	24	223	79	134	87	46	77	105	176	
LAP6	57	107	7	22	111	72	33	15	69	56	11	255	24	223	79	134	46	77	87	105	176	
LAP7	57	107	7	22	111	72	33	15	69	56	11	255	24	223	79	134	46	77	87	105	176	
LAP8	57	107	7	22	111	72	33	15	69	56	11	24	223	79	255	134	46	77	105	176		
LAP9	57	107	7	22	111	72	33	15	69	56	11	24	223	79	46	134	77	105	176			
LAP10	57	107	7	22	111	72	33	15	69	56	11	24	79	223	46	134	77	105	176			
LAP11	57	107	7	22	111	72	33	15	69	56	11	24	79	223	46	134	77	105	176			
LAP12	57	107	7	22	111	72	33	15	69	56	11	79	24	223	46	134	77	105	176			
LAP13	57	107	7	22	111	72	33	15	69	56	11	79	24	223	46	134	77	105	176			
LAP14	57	107	7	22	111	72	33	15	69	56	11	79	24	223	46	134	77	105	176			
LAP15	57	107	7	22	111	72	33	15	69	56	11	79	24	223	46	134	77	105	176			
LAP16	57	107	7	22	111	72	33	69	56	11	79	24	223	46	134	77	105	176				
LAP17	57	107	7	22	111	72	33	69	56	11	79	24	223	46	77	134	105	176				
LAP18	57	107	7	22	111	72	33	69	56	11	79	24	223	46	77	105	176					
LAP19	57	107	7	22	111	72	33	69	56	11	79	24	223	46	77	105	176					
LAP20	57	107	7	22	111	72	33	69	56	11	79	223	24	46	77	176	105					
LAP21	57	107	7	22	111	72	33	69	56	11	79	223	46	77								

Punktstand / Porsche Sprint Challenge GT3

RG	NR	NAME	SUM	01	02	03	04	05	06	07	08	09	10	11	12	13
Hookenheim 1. - 1 Hookenheim 1. - 2 Nürburgring - 1 Nürburgring - 2 Red Bull Ring - 1 Red Bull Ring - 2 Oschersleben - 1 Oschersleben - 2																
Klasse 2c																
1	15	Schlichenmeier,Max / DEU	57.5	10	10	10	10	10		7.5						
2	317	Huber,Ferdinand / DEU	33.5	7.5		7.5	6	5	7.5							
3	134	Schafflitzl,Andreas / DEU	23.5	-		-	7.5	6	-	10						
4	134	Kraus,Wolfgang / DEU	22	6	-	6	-	-	10	-						

Klasse 2d																
1	111	Stegmann,Lorenz / DEU	156.4	25.6	20.6	21	25.6	24.2	24.2	15.2						
2	72	Nittel,Tom / DEU	134.4	20.6	17.6	26	20.6	17.2	19.2	13.2						
3	22	Hardt,Alex / DEU	125.2	17.6	25.6	18	17.6	29.2		17.2						
4	7	Magdziarz,Tomasz / POL	104.4	15.6	15.6	12	13.6	10.2	17.2	20.2						
5	55	Bartels,Marc / DEU	85.6	13.6		16	15.6	19.2	21.2							
6	33	Rehkopf,Stefan / DEU	64.2	9.6	13.6	8	8.6		13.2	11.2						
7	69	Górecki,Mariusz / POL	51.2	7.6		10		12.2	12.2	9.2						
8	11	Caroli,Steve / DEU	41.2	6.6	7.6		9.6		10.2	7.2						
9	24	Perel,Michal / POL	27.2		8.6	7	11.6									
10	223	Karlowski,Matthias / DEU	17.2		9.6		7.6									
11	79	Szymanski,Janusz / POL	12.8				6.6			6.2						
12	77	de Wit,Tom / DEU	8.6	8.6	-		-		-	-						
13	56	Vateva,Alexandra / BUL	8.2							8.2						
14	126	Litvinenko,Egor / DEU	6.6		6.6											
15	255	Kepka,Maciej / POL	0													
15	77	Franco,Luis / DEU	0	-		-		-								
15	87	Bernsteiner,Georg / DEU	0	-		-		-								
15	46	Hrdlicka,Josef / CZE	0													
15	87	Rödiger,Helmut / DEU	0		-		-		-							